

POSTSEASON TRADITION

UCLA has advanced to the NCAA Tournament 44 times, making 18 Final Four appearances and winning 11 NCAA Championships. The photo to the right shows UCLA's 1972 NCAA title-winning team. The photo directly underneath was taken at the 2008 NCAA West Regional, when the Bruins advanced to their third consecutive Final Four.



(to the left) UCLA captured its 11th NCAA Championship in 1995, defeating Arkansas in the title game by a 89-78 margin. The Bruins edged Missouri, 75-74, on a late-second full-court sprint and layup by Tyus Edney, to advance to the "Sweet Sixteen" that season. (to the right) Brothers Ed and Charles O'Bannon played critical roles for UCLA that season.

NCAA TOURNAMENT RESULTS

DATE	W/L	OPPONENT	UCLA	OPP	TOURNAMENT	SITE
1949-50 (0-2)						
3/24/50	L	Bradley	59	73	NCAA West Regional	Kansas City, Mo.
3/25/50	L	BYU	62	83	NCAA West Regional	Kansas City, Mo.
1951-52 (0-2)						
3/21/50	L	Santa Clara	59	68	NCAA West Regional	Corvallis, Ore.
3/22/50	L	Oklahoma City	53	55	NCAA West Regional	Corvallis, Ore.
1955-56 (1-1)						
3/16/56	L	San Francisco	61	72	NCAA West Regional	Corvallis, Ore.
3/17/56	W	Seattle	94	70	NCAA West Regional	Corvallis, Ore.
1961-62 (2-2)						
3/16/62	W	Utah State	73	62	NCAA West Regional	Provo, Utah
3/17/62	W	Oregon State	88	69	NCAA West Regional	Provo, Utah
3/23/62	L	Cincinnati	70	72	NCAA Final Four Semifinal	Louisville, Ky.
3/24/62	L	Wake Forest	80	82	NCAA Final Four Consolation	Louisville, Ky.
1962-63 (0-2)						
3/15/63	L	Arizona State	79	93	NCAA West Regional	Corvallis, Ore.
3/16/63	L	San Francisco	75	76	NCAA West Regional	Corvallis, Ore.
1963-64 (4-0)						
3/13/64	W	Seattle	95	90	NCAA West Regional	Corvallis, Ore.
3/14/64	W	San Francisco	76	72	NCAA West Regional	Corvallis, Ore.
3/20/64	W	Kansas State	90	84	NCAA Final Four Semifinal	Kansas City, Mo.
3/21/64	W	Duke	98	83	NCAA Final Four Championship	Kansas City, Mo.
1964-65 (4-0)						
3/12/65	W	BYU	100	76	NCAA West Regional	Provo, Utah
3/13/65	W	San Francisco	101	93	NCAA West Regional	Provo, Utah
3/19/65	W	Wichita State	108	89	NCAA Final Four Semifinal	Portland, Ore.
3/20/65	W	Michigan	91	80	NCAA Final Four Championship	Portland, Ore.
1966-67 (4-0)						
3/17/67	W	Wyoming	109	60	NCAA West Regional	Corvallis, Ore.
3/18/67	W	Pacific	80	64	NCAA West Regional	Corvallis, Ore.
3/24/67	W	Houston	73	58	NCAA Final Four Semifinal	Louisville, Ky.
3/25/67	W	Dayton	79	64	NCAA Final Four Championship	Louisville, Ky.
1967-68 (4-0)						
3/15/68	W	New Mexico State	58	49	NCAA West Regional	Albuquerque, N.M.
3/16/68	W	Santa Clara	87	66	NCAA West Regional	Albuquerque, N.M.
3/22/68	W	Houston	101	69	NCAA Final Four Semifinal	Los Angeles, Calif.
3/23/68	W	North Carolina	78	55	NCAA Final Four Championship	Los Angeles, Calif.
1968-69 (4-0)						
3/13/69	W	New Mexico State	53	38	NCAA West Regional	Pauley Pavilion
3/15/69	W	Santa Clara	90	52	NCAA West Regional	Pauley Pavilion
3/20/69	W	Drake	85	82	NCAA Final Four Semifinal	Louisville, Ky.
3/22/69	W	Purdue	92	72	NCAA Final Four Championship	Louisville, Ky.
1969-70 (4-0)						
3/12/70	W	Long Beach State	88	65	NCAA West Regional	Seattle, Wash.
3/14/70	W	Utah State	101	79	NCAA West Regional	Seattle, Wash.
3/19/70	W	New Mexico State	93	77	NCAA Final Four Semifinal	College Park, Md.
3/21/70	W	Jacksonville	80	69	NCAA Final Four Championship	College Park, Md.
1970-71 (4-0)						
3/18/71	W	BYU	91	73	NCAA West Regional	Salt Lake City, Utah
3/20/71	W	Long Beach State	57	55	NCAA West Regional	Salt Lake City, Utah
3/25/71	W	Kansas	68	60	NCAA Final Four Semifinal	Houston, Texas
3/27/71	W	Villanova	68	62	NCAA Final Four Championship	Houston, Texas
1971-72 (4-0)						
3/16/72	W	Weber State	90	58	NCAA West Regional	Provo, Utah
3/18/72	W	Long Beach State	73	57	NCAA West Regional	Provo, Utah
3/23/72	W	Louisville	96	77	NCAA Final Four Semifinal	Los Angeles, Calif.
3/25/72	W	Florida State	81	76	NCAA Final Four Championship	Los Angeles, Calif.
1972-73 (4-0)						
3/15/73	W	Arizona State	98	81	NCAA West Regional	Pauley Pavilion
3/17/73	W	San Francisco	54	39	NCAA West Regional	Pauley Pavilion
3/24/73	W	Indiana	70	59	NCAA Final Four Semifinal	St. Louis, Mo.
3/26/73	W	Memphis	87	66	NCAA Final Four Championship	St. Louis, Mo.

NCAA TOURNAMENT RESULTS

DATE	W/L	OPPONENT	UCLA	OPP	TOURNAMENT	SITE
1973-74 (3-1)						
3/14/74	W	Dayton	(3 OT) 111	100	NCAA West Regional	Tucson, Ariz.
3/16/74	W	San Francisco	83	60	NCAA West Regional	Tucson, Ariz.
3/23/74	L	N.C. State	(2 OT) 77	80	NCAA Final Four Semifinal	Greensboro, N.C.
3/25/74	W	Kansas	78	61	NCAA Final Four Consolation	Greensboro, N.C.
1974-75 (5-0)						
3/15/75	W	Michigan	(OT) 103	91	NCAA West Regional	Pullman, Wash.
3/20/75	W	Montana	67	64	NCAA West Regional	Portland, Ore.
3/22/75	W	Arizona State	89	75	NCAA West Regional	Portland, Ore.
3/29/75	W	Louisville	(OT) 75	74	NCAA Final Four Semifinal	San Diego, Calif.
3/31/75	W	Kentucky	92	85	NCAA Final Four Championship	San Diego, Calif.
1975-76 (4-1)						
3/13/76	W	San Diego State	74	64	NCAA West Regional	Eugene, Ore.
3/18/76	W	Pepperdine	70	61	NCAA West Regional	Pauley Pavilion
3/20/76	W	Arizona	82	66	NCAA West Regional	Pauley Pavilion
3/27/76	L	Indiana	51	65	NCAA Final Four Semifinal	Philadelphia, Pa.
3/29/76	W	Rutgers	106	92	NCAA Final Four Consolation	Philadelphia, Pa.
1976-77 (1-1)						
3/12/77	W	Louisville	87	79	NCAA West Regional	Provo, Utah
3/17/77	L	Idaho State	75	76	NCAA West Regional	Provo, Utah
1977-78 (1-1)						
3/11/78	W	Kansas	83	76	NCAA West Regional	Eugene, Ore.
3/16/78	L	Arkansas	70	74	NCAA West Regional	Albuquerque, N.M.
1978-79 (2-1)						
3/11/79	W	Pepperdine	76	71	NCAA West Regional	Pauley Pavilion
3/15/79	W	San Francisco	99	81	NCAA West Regional	Provo, Utah
3/17/79	L	DePaul	91	95	NCAA West Regional	Provo, Utah
1979-80 (5-1)						
3/7/80	W	Old Dominion	87	74	NCAA First Round	Tempe, Ariz.
3/9/80	W	DePaul	77	71	NCAA Second Round	Tempe, Ariz.
3/13/80	W	Ohio State	72	68	NCAA West Regional	Tucson, Ariz.
3/15/80	W	Clemson	85	74	NCAA West Regional	Tucson, Ariz.
3/22/80	W	Purdue	67	62	NCAA Final Four Semifinal	Indianapolis, Ind.
3/24/80	L	Louisville	54	59	NCAA Final Four Championship	Indianapolis, Ind.
1980-81 (0-1)						
3/14/81	L	BYU	55	78	NCAA First Round	Providence, R.I.
1982-83 (0-1)						
3/19/83	L	Utah	61	67	NCAA First Round	Boise, Idaho
1986-87 (1-1)						
3/12/87	W	Central Michigan	92	73	NCAA First Round	Salt Lake City, Utah
3/14/87	L	Wyoming	68	78	NCAA Second Round	Salt Lake City, Utah
1988-89 (1-1)						
3/17/89	W	Iowa State	84	74	NCAA First Round	Atlanta, Ga.
3/19/89	L	North Carolina	81	88	NCAA Second Round	Atlanta, Ga.
1989-90 (2-1)						
3/16/90	W	UAB	68	56	NCAA First Round	Atlanta, Ga.
3/18/90	W	Kansas	71	70	NCAA Second Round	Atlanta, Ga.
3/22/90	L	Duke	81	90	NCAA West Regional	East Rutherford, N.J.
1990-91 (0-1)						
3/18/91	L	Penn State	69	74	NCAA First Round	Syracuse, N.Y.
1991-92 (3-1)						
3/20/92	W	Robert Morris	73	53	NCAA First Round	Tempe, Ariz.
3/22/92	W	Louisville	85	69	NCAA Second Round	Tempe, Ariz.
3/26/92	W	New Mexico State	85	78	NCAA West Regional	Albuquerque, N.M.
3/28/92	L	Indiana	79	106	NCAA West Regional	Albuquerque, N.M.
1992-93 (1-1)						
3/19/93	W	Iowa State	81	70	NCAA First Round	Tucson, Ariz.
3/21/93	L	Michigan	(OT) 84	86	NCAA Second Round	Tucson, Ariz.
1993-94 (0-1)						
3/18/94	L	Tulsa	102	112	NCAA First Round	Oklahoma City, Okla.

NCAA TOURNAMENT RESULTS

DATE	W/L	OPPONENT	UCLA	OPP	TOURNAMENT	SITE
1994-95 (6-0)						
3/17/95	W	Florida International	92	56	NCAA First Round	Boise, Idaho
3/19/95	W	Missouri	75	74	NCAA Second Round	Boise, Idaho
3/23/95	W	Mississippi State	86	67	NCAA West Regional	Oakland, Calif.
3/25/95	W	Connecticut	102	96	NCAA West Regional	Oakland, Calif.
4/1/95	W	Oklahoma State	74	61	NCAA Final Four Semifinal	Seattle, Wash.
4/3/95	W	Arkansas	89	78	NCAA Final Four Championship	Seattle, Wash.
1995-96 (0-1)						
3/14/96	L	Princeton	41	43	NCAA First Round	Indianapolis, Ind.
1996-97 (3-1)						
3/13/97	W	Charleston Southern	109	75	NCAA First Round	Auburn Hills, Mich.
3/15/97	W	Xavier	96	83	NCAA Second Round	Auburn Hills, Mich.
3/20/97	W	Iowa State (OT)	74	73	NCAA West Regional	San Antonio, Texas
3/22/97	L	Minnesota	72	80	NCAA West Regional	San Antonio, Texas
1997-98 (2-1)						
3/13/98	W	Miami	65	62	NCAA First Round	Atlanta, Ga.
3/15/98	W	Michigan	85	82	NCAA Second Round	Atlanta, Ga.
3/20/98	L	Kentucky	68	94	NCAA West Regional	St. Petersburg, Fla.
1998-99 (0-1)						
3/11/99	L	Detroit	53	56	NCAA First Round	Indianapolis, Ind.
1999-00 (2-1)						
3/16/00	W	Ball State	65	57	NCAA First Round	Minneapolis, Minn.
3/18/00	W	Maryland	105	70	NCAA Second Round	Minneapolis, Minn.
3/23/00	L	Iowa State	56	80	NCAA West Regional	Auburn Hills, Mich.
2000-01 (2-1)						
3/15/01	W	Hofstra	61	48	NCAA First Round	Greensboro, N.C.
3/17/01	W	Utah State	75	50	NCAA Second Round	Greensboro, N.C.
3/22/01	L	Duke	63	76	NCAA West Regional	Philadelphia, Pa.
2001-02 (2-1)						
3/15/02	W	Mississippi	80	58	NCAA First Round	Pittsburgh, Pa.
3/17/02	W	Cincinnati (2 OT)	105	101	NCAA Second Round	Pittsburgh, Pa.
3/21/02	L	Missouri	73	82	NCAA West Regional	San Jose, Calif.
2004-05 (0-1)						
3/17/05	L	Texas Tech	66	78	NCAA First Round	Tucson, Ariz.
2005-06 (5-1)						
3/16/06	W	Belmont	78	44	NCAA First Round	San Diego, Calif.
3/18/06	W	Alabama	62	59	NCAA Second Round	San Diego, Calif.
3/23/06	W	Gonzaga	73	71	NCAA West Regional	Oakland, Calif.
3/25/06	W	Memphis	50	45	NCAA West Regional	Oakland, Calif.
4/1/06	W	LSU	59	45	NCAA Final Four Semifinal	Indianapolis, Ind.
4/3/06	L	Florida	57	73	NCAA Final Four Championship	Indianapolis, Ind.
2006-07 (4-1)						
3/15/07	W	Weber State	70	42	NCAA First Round	Sacramento, Calif.
3/17/07	W	Indiana	54	49	NCAA Second Round	Sacramento, Calif.
3/22/07	W	Pittsburgh	64	55	NCAA West Regional	San Jose, Calif.
3/24/07	W	Kansas	68	55	NCAA West Regional	San Jose, Calif.
3/31/07	L	Florida	66	76	NCAA Final Four Semifinal	Atlanta, Ga.
2007-08 (4-1)						
3/20/08	W	Mississippi Valley State	70	29	NCAA First Round	Anaheim, Calif.
3/22/08	W	Texas A&M	51	49	NCAA Second Round	Anaheim, Calif.
3/27/08	W	Western Kentucky	88	78	NCAA West Regional	Phoenix, Ariz.
3/29/08	W	Xavier	76	57	NCAA West Regional	Phoenix, Ariz.
4/5/08	L	Memphis	63	78	NCAA Final Four Semifinal	San Antonio, Texas
2008-09 (1-1)						
3/19/09	W	VCU	65	64	NCAA First Round	Philadelphia, Pa.
3/21/09	L	Villanova	69	89	NCAA Second Round	Philadelphia, Pa.
2010-11 (1-1)						
3/17/11	W	Michigan State	78	76	NCAA First Round	Tampa, Fla.
3/19/11	L	Florida	65	73	NCAA Second Round	Tampa, Fla.

NCAA TOURNAMENT

1950

March 24, 1950: NCAA West Regional first game at Kansas City, MO; Bradley 73, UCLA 59. Bradley — Mann 7, Preece 3, Chianakas 4, Melchiorre 19, Schlichtman 1, Unruh 13, Behnke 10, Kelly O, Grover 16. UCLA — Norman O, Joeckel 13, Matulich O, Sawyer 14, Saunders O, Kraushaar 5, Alba O, Sheldrake 11, Seidel 2, Johnson O, Stanich 14, Alper O. Halftime — Bradley 33, UCLA 33.

March 25, 1950: NCAA West Regional consolation game at Kansas City, MO; Brigham Young 83, UCLA 62. Brigham Young — Minson 13, Nelson 30, Hutchins 21, Beem 10, Craig 2, Jones 1, Romney 2, Whipple 4. UCLA — Joeckel 3, Norman O, Saunders 6, Sawyer 16, Matulich O, Kraushaar 6, Alba O, Johnson 2, Sheldrake 21, Stanich 5, Alper 3. Halftime — UCLA 41, Brigham Young 37.

1952


March 21, 1952: NCAA West Regional first game at Corvallis, OR; Santa Clara 68, UCLA 59. Santa Clara — Sears 9, Young 15, Garibaldi 9, Soares 2, Shoenstein 18, Peters 7, Brock 5, Benedetti 2. UCLA — Moore 6, Norman 4, Bragg 7, Pounds O, Evans O, Hibler 8, Bane 13, Johnson 5, Livingston 14, Porter O, Davidson O, Costello 2. Halftime — UCLA 35, Santa Clara 31.

March 22, 1952: NCAA West Regional consolation game at Corvallis, OR; Oklahoma City 55, UCLA 53. Oklahoma City — Likens 10, Thompson 8, Bullard O, Penwell 11, Mayfield 2, Dalton O, Rose 2, Short 22, Coutts O, Rich O. UCLA — Moore 15, Norman 9, Bane 3, Bragg 1, Pounds O, Costello O, Evans 2, Hibler 4, Johnson 1, Livingston 13, Porter 3, Davidson 2. Halftime — Oklahoma City 35, UCLA 29.

1956

March 16, 1956: NCAA West Regional first game at Corvallis, OR; USF 72, UCLA 61. USF — Boldt O, Farmer 15, Russell 21, Perry 10, Brown 23, Preaseau 3, Baxter O. UCLA — Herring 7, Burke 2, Naulls 16, Taft 16, Banton 13, Halsten 6, Adams O, Arnold O, Hutchins O, Johnson 1. Halftime — USF 39, UCLA 21.

March 17, 1956: NCAA West Regional consolation game at Corvallis, OR; UCLA 94, Seattle 70. UCLA — Herring O, Burke 5, Naulls 33, Taft 20, Banton 6, Johnson 12, Halsten 16, Adams O, Hutchins O, Eblen O, Arnold 2, Harrison O. Seattle — Frizzell 21, Sanford 5, Fuhrer 13, Markey 8, Harney 7, Godes 6, Bauer 10, Stricklin O, Rajcich O. Halftime — UCLA 40, Seattle 34.



Walt Hazzard

1962

March 16, 1962: NCAA West Regional first game at Provo, UT; UCLA 73, Utah State 62. UCLA — Cunningham 21, Blackman 8, Slaughter 10, Hazzard 13, Green 11, Stewart 8, Hicks 2, Waxman O, Rosvall O. Utah State — Green 26, Johnson 10, Haney 12, Hasen 10, Goldsberry 2, Nate O, Holman 2. Halftime — UCLA 43, Utah State 30.

March 17, 1962: NCAA West Regional championship at Provo, UT; UCLA 88, Oregon State 69. UCLA — Cunningham 12, Blackman 7, Slaughter 7, Hazzard 17, Green 23, Waxman 12, Hicks 4, Stewart 2, Rosvall 2, Gower 2, Milhorn O, Huggins O. Oregon State — Carty 9, Jacobson 5, Counts 24, Baker 6, Pauly 10, Rossi 2, Benner O, Hayward 6, Campbell O, Bastor 3, Torgerson 4. Halftime — UCLA 44, Oregon State 30.

March 23, 1962: NCAA Championship semifinals at Louisville, KY; Cincinnati 72, UCLA 70. Cincinnati — Bonham 19, Wilson 3, Hogue 36, Thacker 2, Yates 10, Sizer 2. UCLA — Blackman 4, Cunningham 19, Slaughter 2, Green 27, Hazzard 12, Waxman 6, Stewart O. Halftime — UCLA 37, Cincinnati 37.

March 24, 1962: NCAA Championship consolation game at Louisville, KY; Wake Forest 82, UCLA 80. Wake Forest — Chappell 26, Christie 2, Wollard 9, Packer 22, Wiedeman 18, McCoy 3, Hull O, Brooks O, Hassell 2. UCLA — Cunningham 17, Blackman 11, Slaughter 17, Green 7, Hazzard 15, Waxman 7, Hicks 4, Stewart 2, Milhorn O. Halftime — Wake Forest 38, UCLA 36.

1963

March 15, 1963: NCAA West Regional first game at Provo, UT; Arizona State 93, UCLA 79. Arizona State — Caldwell 22, Cerkenik 18, Becker 23, Senitza 13, Dairman 13, Howard 2, Disarufino O, Orr O, Jones 2, Owens O, Sturgeon O. UCLA — Hirsch 19, Goss 8, Slaughter 14, Hazzard 13, Goodrich 3, Erickson 2, Waxman 5, Stewart 13, Milhorn 2. Halftime — Arizona State 62, UCLA 31.

March 16, 1963: NCAA West Regional consolation game at Provo, UT; USF 76, UCLA 75. USF — E. Thomas 15, Lee 5, Johnson 20, Moffatt 11, Brovelli 13, Brainard 4, H. Thomas 8. UCLA — Waxman 13, Hirsch 6, Slaughter 4, Hazzard 13, Milhorn 6, Stewart 2, Erickson 2, Goodrich 17, Goss 10, Huggins 2. Halftime — UCLA 35, USF 30.

1964

March 13, 1964: NCAA West Regional first game at Corvallis, OR; UCLA 95, Seattle 90. UCLA — Erickson 7, Hirsch 21, Slaughter 13, Goodrich 19, Hazzard 26, McIntosh 2, Stewart O, Washington 7, Huggins O, Hoffman O, Darrow O. Seattle — Tresvant 20, Vermillion 15, Wheeler 20, Williams 12, Heyward 9, Phillips 6, Turney 8, Tebbs O. Halftime — UCLA 49, Seattle 39.

March 14, 1964: NCAA West Regional championship at Corvallis, OR; UCLA 76, USF 72. UCLA — Erickson 7, Hirsch 14, Slaughter 9, Goodrich 15, Hazzard 23, McIntosh 3, Washington 5. USF — Lee 6, Mueller 15, Johnson 22, Brovelli 11, Ellis 11, Thomas O, Brainard 5, Gumina 2. Halftime — USF 36, UCLA 28.

March 20, 1964: NCAA Championship semifinals at Kansas City, MO; UCLA 90, Kansas State 84. UCLA — Goodrich 14, Slaughter 4, Hazzard 19, Hirsch 4, Erickson 28, McIntosh 8, Washington 13. Kansas State — Moss 7, Robinson 4, Simons 24, Suttner 6, Murrell 29, Paradis 10, Williams 4, Nelson O, Gottfrid O, Barnard O. Halftime — UCLA 43, Kansas State 41.

March 21, 1964: NCAA Championship finals at Kansas City, MO; UCLA 98, Duke 83. UCLA — Goodrich 27, Slaughter O, Hazzard 11, Hirsch 13, Erickson 8, McIntosh 8, Washington 26, Darrow 3, Stewart O, Huggins O, Hoffman 2, Levin O. Duke — Ferguson 4, Buckley 18, Tison 7, Harrison 2, Mullins 22, Marin 16, Vacendak 7, Herbster 2, Kitching 2, Mann 3, Herscher O, Cox O. Halftime — UCLA 50, Duke 38.

1965

March 12, 1965: NCAA West Regional first game at Provo, UT; UCLA 100, Brigham Young 76. UCLA — Lacey 15, Erickson 28, McIntosh 2, Goodrich 40, Goss 4, Washington 1, Lynn 8, Hoffman O, Chambers O, Lyons 2, Levin O. Brigham Young — Kramer 10, Roberts 7, Fairchild 23, Gardner 14, Nemelka 5, Hill 4, Quinney 4, Congdon 4, Stanley 4, Raymond 1, Jimas O, James O. Halftime — UCLA 51, Brigham Young 40.

March 13, 1965: NCAA West Regional championship at Provo, UT; UCLA 101, USF 93. UCLA — Lacey 15, Erickson 29, McIntosh 5, Goss 13, Goodrich 30, Lynn 7, Washington 2. USF — Gumina 16, Mueller 12, Johnson 37, Ellis 16, Thomas 8, James 2, Blum 2, Esters O. Halftime — UCLA 51, USF 46.

March 19, 1965: NCAA Championship semifinals at Portland, OR; UCLA 108, Wichita 89. UCLA — Lacey 24, Erickson 2, McIntosh 11, Goodrich 28, Goss 19, Washington 10, Lynn 10, Chambers O, Lyons 4, Levin O, Galbraith O, Hoffman O. Wichita — Smith 8, Thompson 36, Leach 12, Pete 17, Criss 8, Reed 5, Davis 2, Trope O, Nosich 1, Reimond O. Halftime — UCLA 65, Wichita 38.

March 20, 1965: NCAA Championship finals at Portland, OR; UCLA 91, Michigan 80. UCLA — Erickson 3, Lacey 11, McIntosh 3, Goodrich 42, Goss 8, Washington 17, Lynn 5, Hoffman 2, Lyons O, Galbraith O, Chambers O. Michigan — Darden 17, Poemy 4, Buntin 14, Russell 28, Tregoning 5, Myers O, Ludwig 2, Clawson 6, Dill 4. Halftime — UCLA 47, Michigan 34.


1967

March 17, 1967: NCAA West Regional first game at Corvallis, OR; UCLA 109, Wyoming 60. UCLA — Heitz 6, Shackelford 10, Alcindor 29, Allen 15, Warren 10, Chrisman 6, Nelson 8, Saner 4, Sweek 8, Lynn O, Sutherland 5, Saffer 8. Wyoming — Hall 19, Asbury 20, Von Krosigk 4, Wilson 5, Eberle 12, Nelson O. Halftime — UCLA 55, Wyoming 18.

March 18, 1967: NCAA West Regional championship at Corvallis, OR; UCLA 80, Pacific 64. UCLA — Heitz 9, Shackelford 6, Alcindor 38, Allen 13, Warren 12, Sweek 2, Saffer O. Pacific — Krulish 12, Jones O, Swagerty 11, Parsons 7, Fox 17, DeWitt 6, Foley 9, Ferguson 2. Halftime — UCLA 37, Pacific 27.

March 24, 1967: NCAA Championship semifinals at Louisville, KY; UCLA 73, Houston 58. UCLA — Heitz 1, Shackelford 22, Alcindor 19, Allen 17, Warren 14, Nielsen O, Sweek O, Saffer O. Houston — Hayes 25, Bell 10, Kruse 5, Chaney 6, Grider 4, Lentz 2, Spain 2, Lee 4, Lewis O. Halftime — UCLA 39, Houston 28.

March 25, 1967: NCAA Championship finals at Louisville, KY; UCLA 79, Dayton 64. UCLA — Heitz 4, Shackelford 10, Alcindor 20, Warren 17, Allen 19, Saffer 4, Nielsen O, Saner 2, Sutherland O, Sweek 2, Lynn O. Chrisman 1. Dayton — Sadlier 5, May 21, Obrovac O, Torain 6, Hooper 6, Klaus 8, Waterman 10, Wannemacher O, Inderrieden O, Samanich O, Heckman O, Sharpenter 8. Halftime — UCLA 38, Dayton 20.



Lucius Allen

1968

March 15, 1968: NCAA West Regional first game at Albuquerque, NM; UCLA 58, New Mexico State 49. UCLA — Lynn 4, Shackelford 7, Alcindor 28, Warren 10, Allen 6, Heitz 3, Nielsen 0. New Mexico State — Burgess 4, R. Collins 5, Lacey 6, J. Collins 16, Evans 14, Murphy 0, Landis 4, Morehead 0, Las 0. Halftime — UCLA 28, New Mexico State 28.

March 16, 1968: NCAA West Regional championship at Albuquerque, NM; UCLA 87, Santa Clara 66. UCLA — Lynn 10, Shackelford 4, Alcindor 22, Allen 21, Warren 15, Heitz 7, Sutherland 0, Saner 2, Nielsen 4, Sweek 2. Santa Clara — Heaney 4, B. Ogden 13, Awtrey 17, O'Brien 7, Diffley 2, Eagleson 2, Stuckey 5, Donahue 0, Paulson 0, Dempsey 1, R. Ogden 11, Thomas 4. Halftime — UCLA 51, Santa Clara 34.

March 22, 1968: NCAA Championship semifinals at Los Angeles Sports Arena; UCLA 101, Houston 69. UCLA — Shackelford 17, Lynn 19, Alcindor 19, Warren 14, Allen 19, Nielsen 4, Heitz 7, Sweek 2, Sutherland 0, Saner 0. Houston — Lee 4, Hayes 10, Spain 15, Chaney 15, Lewis 6, Hamood 10, Gribben 0, Bell 9, Taylor 0, Cooper 0. Halftime — UCLA 53, Houston 31.

March 23, 1968: NCAA Championship finals at Los Angeles Sports Arena; UCLA 78, North Carolina 55. UCLA — Shackelford 6, Lynn 7, Alcindor 34, Warren 7, Allen 11, Nielsen 2, Heitz 7, Sutherland 2, Sweek 0, Saner 2. North Carolina — Miller 14, Bunting 3, Clark 9, Scott 12, Grubar 5, Fogler 4, Brown 6, Tuttle 0, Frye 2, Whitehead 0, Delaney 0, Fletcher 0. Halftime — UCLA 32, North Carolina 22.

1969

March 13, 1969: NCAA West Regional first game at Pauley Pavilion, Los Angeles, CA; UCLA 53, New Mexico State 38. UCLA — Rowe 8, Shackelford 8, Alcindor 16, Heitz 9, Valley 10, Wicks 0, Sweek 2, Patterson 0, Schofield 0. New Mexico State — Smith 7, Reyes 5, Lacey 11, Collins 11, Burgess 0, Murphy 2, Bowen 2. Halftime — UCLA 21, New Mexico State 17.

March 14, 1969: NCAA West Regional championship at Pauley Pavilion, Los Angeles, CA; UCLA 90, Santa Clara 52. UCLA — Shackelford 6, Rowe 7, Alcindor 17, Valley 11, Heitz 6, Sweek 12, Wicks 11, Patterson 9, Schofield 2, Ecker 5, Seibert 2, Farmer 2. Santa Clara — R. Ogden 4, B. Ogden 9, Awtrey 14, Eagleson 0, O'Brien 0, Diffley 2, Paulson 5, Dempsey 5, Tobin 2, Scherer 4, Graves 3, Champ 4. Halftime — UCLA 46, Santa Clara 25.

March 20, 1969: NCAA Championship semifinals at Louisville, KY; UCLA 85, Drake 82. UCLA — Shackelford 6, Rowe 14, Alcindor 25, Heitz 7, Valley 29, Wicks 0, Sweek 0, Patterson 2, Schofield 2. Drake — Pulliam 12, Williams 0, Wise 13, McCarter 24, Draper 12, Odom 0, Wanamaker 9, Zeller 12, Gwin 0. Halftime — UCLA 41, Drake 39.

March 21, 1969: NCAA Championship finals at Louisville, KY; UCLA 92, Purdue 72. UCLA — Shackelford 11, Rowe 12, Alcindor 37, Heitz 0, Valley 15, Sweek 6, Wicks 3, Schofield 2, Patterson 4, Seibert 0, Farmer 0, Ecker 2. Purdue — Gilliam 7, Faerber 2, Johnson 11, Mount 28, Keller 11, Kaufman 2, Bedford 7, Weatherford 4, Reasoner 0, Taylor 0. Halftime — UCLA 42, Purdue 31.

1970

March 12, 1970: NCAA West Regional first game at Seattle, WA; UCLA 88, Cal State Long Beach 65. UCLA — Wicks 20, Rowe 15, Patterson 13, Valley 14, Bibby 20, Booker 0, Ecker 2, Schofield 2, Siebert 0, Chapman 2. CSLB — Robinson 18, Jankans 5, Trapp 20, Gritton 0, Johnson 13, McLucas 0, Taylor 3, Montgomery 6, Williams 0. Halftime — UCLA 42, Cal State Long Beach 29.

March 14, 1970: NCAA West Regional finals at Seattle, WA; UCLA 101, Utah State 79. UCLA — Wicks 26, Rowe 26, Patterson 9, Bibby 15, Valley 14, Booker 4, Ecker 1, Schofield 0, Chapman 0, Seibert 4, Betchley 2, Hill 0. Utah State — Williams 14, Roberts 33, Tollestrup 6, Jeppesen 12, Epps 12, Hatch 2, Erickson 0, Wakefield 0, Wade 0, Bean 0. Halftime — UCLA 51, Utah State 44.

March 19, 1970: NCAA Championship semifinals at College Park, MD; UCLA 93, New Mexico State 77. UCLA — Rowe 15, Patterson 12, Wicks 22, Valley 23, Bibby 19, Booker 0, Betchley 0, Schofield 0, Ecker 0, Seibert 0, Hill 0, Chapman 2. New Mexico State — Criss 19, Collins 28, Burgess 2, Smith 10, Lacey 8, Reyes 2, Neal 4, Horne 2, Moore 2, Lefeure 0, Franco 0, McCarthy 0. Halftime — UCLA 48, New Mexico State 41.

March 21, 1970: NCAA Championship finals at College Park, MD; UCLA 80, Jacksonville 69. UCLA — Rowe 19, Patterson 17, Wicks 17, Valley 15, Bibby 8, Booker 2, Seibert 0, Ecker 2, Betchley 0, Chapman 0, Hill 0, Schofield 0. Jacksonville — Wedeking 12, Blevins 3, Morgan 10, Burrows 12, Gilmore 19, Nelson 8, Dublin 2, Baldwin 0, McIntyre 2, Hawkins 1, Selke 0. Halftime — UCLA 41, Jacksonville 36.

1971

March 18, 1971: NCAA West Regional first game at Salt Lake City, UT; UCLA 91, Brigham Young 73. UCLA — Rowe 13, Wicks 14, Patterson 13, Bibby 15, Booker 4, Schofield 12, Farmer 11, Ecker 2, Betchley 7. Brigham Young — Tollestrup 1, Kelly 24, Cosic 18, Fryer 18, Miller 10, Bunker 2, Jorgensen 0, Sarkalahti 0, Bailey 0. Halftime — UCLA 41, Brigham Young 32.

March 20, 1971: NCAA West Regional finals at Salt Lake City, UT; UCLA 57, Cal State Long Beach 55. UCLA — Rowe 12, Wicks 18, Patterson 5, Bibby 11, Booker 0, Schofield 6, Farmer 1, Betchley 4, Ecker 0. Cal State Long Beach — Trapp 15, Terry 11, Lynn 7, Williams 2, Ratleff 18, McWilliams 0, Taylor 2. Halftime — Cal State Long Beach 31, UCLA 27.

March 25, 1971: NCAA Championship semifinals at Houston, TX; UCLA 68, Kansas 60. UCLA — Rowe 16, Wicks 21, Patterson 6, Bibby 18, Booker 3, Schofield 2, Farmer 0, Betchley 0, Ecker 2, Hill 0, Chapman 0. Kansas — Robisch 17, Russell 12, Brown 7, Stallworth 12, Nash 7, Kiuisto 3, Canfield 0, Williams 2, Mathews 0, Douglas 0. Halftime — UCLA 32, Kansas 25.

March 27, 1971: NCAA Championship finals at Houston, TX; UCLA 68, Villanova 62. UCLA — Rowe 8, Wicks 7, Patterson 29, Bibby 17, Booker 0, Schofield 6, Betchley 1. Villanova — Smith 9, Porter 25, Siemiontkowski 19, Inglesby 7, Ford 2, McDowell 0. Halftime — UCLA 45, Villanova 37.


1972

March 16, 1972: NCAA West Regional first game at Provo, UT; UCLA 90, Weber State 58. UCLA — Farmer 15, Wilkes 10, Walton 4, Lee 6, Bibby 16, Curtis 7, Hollyfield 4, Nater 12, Carson 0, Chapman 2, Hill 10, Franklin 4. Weber State — Davis 16, Van Dyke 4, Cooper 8, Small 4, Knoble 9, Wimberly 14, Gubler 2, Soter 1, McGarry 0. Halftime — UCLA 42, Weber State 25.


March 18, 1972: NCAA West Regional finals at Provo, UT; UCLA 73, Cal State Long Beach 57. UCLA — Wilkes 14, Farmer 5, Walton 19, Lee 6, Bibby 23, Hollyfield 0, Nater 5, Curtis 0, Carson 0, Chapman 0, Hill 1, Franklin 0. Cal State Long Beach — Terry 6, Gray 7, McWilliams 7, McDonald 8, Ratleff 17, Lynn 6, Stephens 2, King 4. Halftime — UCLA 34, Cal State Long Beach 23.

March 23, 1972: NCAA Championship semifinals at Los Angeles Sports Arena; UCLA 96, Louisville 77. UCLA — Wilkes 12, Farmer 15, Walton 33, Lee 10, Bibby 2, Curtis 8, Hollyfield 6, Carson 2, Nater 2, Hill 6, Chapman 0, Franklin 0. Louisville — Lawhon 1, Thomas 4, Vilcheck 6, Price 30, Bacon 15, Carter 8, Bunton 3, Bradley 2, Stallings 2, Cooper 2, Pry 4, Meiman 0. Halftime — UCLA 39, Louisville 31.

March 25, 1972: NCAA Championship finals at Los Angeles Sports Arena; UCLA 81, Florida State 76. UCLA — Wilkes 23, Farmer 4, Walton 24, Lee 0, Bibby 18, Curtis 8, Hollyfield 2, Nater 2. Florida State — Garrett 3, King 27, Royals 15, McCray 8, Samuel 6, Harris 16, Petty 1, Cole 0. Halftime — UCLA 50, Florida State 39.



Sidney Wicks



Jamaal Wilkes

1973

March 15, 1973: NCAA West Regional first game at Pauley Pavilion, Los Angeles, CA; UCLA 98, Arizona State 81. UCLA – Wilkes 12, Farmer 10, Walton 28, Hollyfield 20, Lee 3, Curtis 7, Meyers 6, Nater 4, Carson 0, Franklin 2, Trgovich 4, Webb 0, Corliss 2, Drollinger 0. Arizona State – Gray 4, Wasley 6, Kennedy 9, Contreras 18, Owens 22, White 6, Jackson 10, Brown 7, Schrader 0, Moon 0. Halftime – UCLA 51, Arizona State 37.

March 17, 1973: NCAA West Regional finals at Pauley Pavilion, Los Angeles, CA; UCLA 54, USF 39. UCLA – Wilkes 12, Farmer 13, Walton 9, Hollyfield 0, Lee 2, Meyers 2, Curtis 12, Nater 0, Franklin 2, Carson 0, Webb 0, Trgovich 2. USF – Restani 8, Smith 17, Fernsten 4, Quick 8, Boro 2. Halftime – UCLA 23, USF 22.

March 24, 1973: NCAA Championship semifinals at St. Louis, MO; UCLA 70, Indiana 59. UCLA – Wilkes 13, Farmer 7, Walton 14, Lee 0, Hollyfield 10, Curtis 22, Meyers 4, Nater 0. Indiana – Buckner 6, Crews 8, Downing 26, Green 2, Ritter 13, Laskowski 2, Abernethy 0, Smock 0, Noort 0, Wilson 0, Morris 0, Ahlfield 0, Allen 2, Memering 0. Halftime – UCLA 40, Indiana 22.

March 26, 1973: NCAA Championship finals at St. Louis, MO; UCLA 87, Memphis State 66. UCLA – Wilkes 16, Farmer 2, Walton 44, Lee 5, Hollyfield 8, Curtis 4, Meyers 4, Nater 2, Franklin 2, Carson 0, Webb 0. Memphis State – Buford 7, Kenon 20, Robinson 6, Laurie 0, Finch 29, Westfall 0, Cook 4, McKinney 0, Jones 0, Teizlaff 0, Liss 0, Andrews 0. Halftime – UCLA 39, Memphis State 39.

1974

March 14, 1974: NCAA West Regional first game at Tucson, AZ; UCLA 111, Dayton 100 (3 OT). UCLA – Meyers 28, Wilkes 14, Walton 27, Lee 12, Curtis 0, McCarter 10, Washington 0, Trgovich 4, Johnson 14, Franklin 2. Dayton – Sylvester 36, Elijah 2, Von Lehman 2, Smith 26, Davis 17, Fisher 15, Testerman 2. Halftime – UCLA 48, Dayton 36. End of regulation – UCLA 80, Dayton 80.

March 16, 1974: NCAA West Regional finals at Tucson, AZ; UCLA 83, USF 60. UCLA – Wilkes 27, Meyers 12, Walton 17, Curtis 6, Lee 8, McCarter 2, Johnson 5, Trgovich 0, Drollinger 0, Webb 0, Washington 4, Franklin 2. USF – Randell 2, Restani 20, Fernsten 3, P. Smith 18, H. Smith 9, Boro 0, Coleman 0, Quanstrom 6, Redmond 2, Styles 0. Halftime – UCLA 35, USF 23.

March 23, 1974: NCAA Championship semifinals at Greensboro, North Carolina; North Carolina State 80, UCLA 77 (2 OT). North Carolina State – Stoddard 9, Thompson 28, Burleson 20, Rivers 7, Towe 12, Spence 4, Hawkins 0. UCLA – Meyers 12, Wilkes 15, Walton 29, Curtis 11, Lee 8, Johnson 0, McCarter 2. Halftime – North Carolina State 35, UCLA 35. End of regulation – North Carolina State 65, UCLA 65.

March 25, 1974: NCAA Championship consolation game at Greensboro, North Carolina; UCLA 78, Kansas 61. UCLA – Meyers 8, Wilkes 12, Walton 6, Curtis 0, Lee 0, Trgovich 14, McCarter 4, Franklin 2, Johnson 4, Drollinger 7, Washington 8, Webb 10, Spillane 1, Olinde 2. Kansas – Cook 9, Morningstar 3, Knight 12, Greenlee 17, Kivisto 8, Smith 6, Suttle 4, Von Moore 0, Taynor 2. Halftime – Kansas 38, UCLA 31.

1975

March 15, 1975: NCAA First Round game at Pullman, WA; UCLA 103, Michigan 91 (OT). UCLA – Washington 22, Meyers 26, Spillane 4, McCarter 4, Olinde 0, Townsend 0, Trgovich 17, Drollinger 8, Corliss 0, Johnson 22. Michigan – Johnson 11, Baxter 0, Grote 14, Britt 8, White 6, Kupec 28, Robinson 24. Halftime – Michigan 50, UCLA 46. End of regulation – UCLA 87, Michigan 87.

March 20, 1975: NCAA West Regional first game at Portland, OR; UCLA 67, Montana 64. UCLA – Meyers 12, Johnson 7, Washington 16, Trgovich 16, McCarter 6, Townsend 2, Drollinger 8, Corliss 0, Spillane 0, Smith 0. Montana – Hayes 32, Smedley 10, McKenzie 20, Mike R. Richardson 2, Peck 0, DeMers 0, Stambaugh 0, Blaine 0. Halftime – UCLA 34, Montana 33.

March 22, 1975: NCAA West Regional finals at Portland, OR; UCLA 89, Arizona State 75. UCLA – Meyers 11, Johnson 35, Washington 16, Trgovich 8, McCarter 9, Vroman 0, Drollinger 9, Olinde 1. Arizona State – White 15, Schrader 9, Lloyd 20, Moon 4, Hollins 16, Holliman 3, Wright 4, White 0, Jackson 4. Halftime – UCLA 46, Arizona State 36.

March 29, 1975: NCAA Championship semifinals at San Diego, CA; UCLA 75, Louisville 74 (OT). UCLA – Meyers 16, Johnson 10, Washington 26, Trgovich 12, McCarter 6, Drollinger 3, Olinde 0, Spillane 2. Louisville – Murphy 33, Cox 14, Bunton 7, Bridgeman 12, Bond 6, Whitfield 0, Gallon 0, Brown 2, Wilson 0, Howard 0. Halftime – Louisville 37, UCLA 33. End of regulation – UCLA 65, Louisville 65.

March 31, 1975: NCAA Championship finals at San Diego, CA; UCLA 92, Kentucky 85. UCLA – Meyers 24, Johnson 6, Washington 28, Trgovich 16, McCarter 8, Drollinger 10. Kentucky – Grevey 34, Guyette 16, Robey 2, Conner 9, Flynn 10, Givens 8, Johnson 0, Phillips 4, Hall 2, Lee 0. Halftime – UCLA 43, Kentucky 40.

1976

March 13, 1976: NCAA First Round game at Eugene, OR; UCLA 74, San Diego State 64. UCLA – Washington 25, Johnson 19, Greenwood 4, Townsend 6, McCarter 10, Vroman 0. Drollinger 0, Spillane 2, Olinde 0, Smith 4. San Diego State – Leary 6, Earle 0, Delsman 4, Brown 0, Copp 20, Dodd 0, Kovach 11, Connelly 11, Kramer 2, Bunting 10. Halftime – UCLA 35, San Diego State 32.

March 18, 1976: NCAA West Regional first game at Pauley Pavilion, Los Angeles, CA; UCLA 70, Pepperdine 61. UCLA – Washington 16, Johnson 18, Greenwood 10, McCarter 4, Townsend 8, Drollinger 8, Smith 6, Spillane 0, Vroman 0. Pepperdine – Matson 10, Skophammer 8, Leite 16, Williams 10, Johnson 16, Dallmar 0, Ellis 1, Goorjian 0. Halftime – UCLA 40, Pepperdine 35.

March 20, 1976: NCAA West Regional finals at Pauley Pavilion, Los Angeles, CA; UCLA 82, Arizona 66. UCLA – Washington 22, Johnson 14, Greenwood 10, Townsend 16, McCarter 9, Smith 2, Drollinger 3, Spillane 2, Vroman 0, Holland 4, Hamilton 0, Olinde 0. Arizona – Taylor 14, Fleming 14, Elliott 10, Rappis 4, Harris 18, Gladney 2, Gordy 0, Myles 0, Harrison 0, Maxey 2, Jung 0, Marshall 0, Demic 2, Aleska 0. Halftime – UCLA 38, Arizona 35.

March 27, 1976: NCAA Championship semifinals at Philadelphia, PA; Indiana 65, UCLA 51. Indiana – Abernethy 14, May 14, Benson 16, Wilkerson 5, Buckner 12, Crews 4. UCLA – Washington 15, Johnson 12, Greenwood 5, Townsend 4, McCarter 4, Drollinger 2, Holland 0, Spillane 0, Smith 6, Hamilton 1, Vroman 0, Lippert 2, Olinde 0. Halftime – Indiana 34, UCLA 26.

March 29, 1976: NCAA Championship consolation game at Philadelphia, PA; UCLA 106, Rutgers 92. UCLA – Washington 11, Greenwood 5, Drollinger 12, McCarter 26, Johnson 30. Townsend 8, Vroman 0, Smith 8, Spillane 4, Olinde 2. Rutgers – Sellers 23, Copeland 18, Bailey 7, Jordan 8, Dabney 21, Anderson 13, Conlin 0, Hefe 2. Halftime – UCLA 57, Rutgers 49.

1977

March 12, 1977: NCAA First Round game at Pocatello, ID; UCLA 87, Louisville 79. UCLA – Johnson 17, Greenwood 8, Sims 4, Hamilton 11, Spillane 16, Holland 16, Townsend 2, Vroman 9, Olinde 0, Vandeweghe 4. Louisville – Cox 23, Williams 14, Gallon 4, Wilson 6, Bond 10, Brown 0, Branch 0, Turner 8, Harmon 0, Griffith 14. Halftime – UCLA 39, Louisville 36.

March 17, 1977: NCAA West Regional first round game at Provo, UT; Idaho State 76, UCLA 75. Idaho State – Griffin 12, Cook 8, Hayes 27, Thompson 14, Gould 2, Wheeler 4, Robinson 8, Wilson 1. UCLA – Greenwood 20, Johnson 21, Sims 0, Spillane 4, Hamilton 11, Vroman 2, Holland 9, Vandeweghe 6, Townsend 2, Olinde 0, Wilkes 0. Halftime – UCLA 38, Idaho State 32.

1978

March 11, 1978: NCAA First Round game at Eugene, OR; UCLA 83, Kansas 76. UCLA — Hamilton 23, Townsend 22, Greenwood 14, Vandeweghe 11, Allums 6, Wilkes 5, Sims 2. Kansas — Mokeski 18, Johnson 15, Douglas 14, Valentine 11, Von Moore 8, Koenig 8, Anderson O, Folwier O, Gipson O. Halftime — Kansas 45, UCLA 42.

March 16, 1978: NCAA West Regional first round game at Albuquerque, NM; Arkansas 74, UCLA 70. Arkansas — Delph 23, Moncrief 21, Brewer 18, Schall 8, Counce 2, Zahn 2, Reed O. UCLA — Hamilton 19, Greenwood 17, Allums 12, Holland 8, Wilkes 6, Vandeweghe 4, Townsend 2, Thomas 2, Sims O. Halftime — Arkansas 42, UCLA 29.

1979

March 11, 1979: NCAA Second Round game at Pauley Pavilion, Los Angeles, CA; UCLA 76, Pepperdine 71. UCLA — Greenwood 18, Vandeweghe 8, Sims 8, Holland 14, Hamilton 14, Allums 4, Wilkes 8, Naualls 2. Pepperdine — Matson 14, Ramsey 2, Ellis 10, Brown 27, Fuller 10, Graebe 2, Scott 6. Halftime — Pepperdine 38, UCLA 36.

March 15, 1979: NCAA West Regional first game at Provo, UT; UCLA 99, USF 81. UCLA — Greenwood 18, Vandeweghe 11, Sims O, Holland 22, Hamilton 36, Allums O, Wilkes 8, Sanders O, Thomas O, Kelly O, Naualls 3. USF — Jemison 4, Bowers 4, Cartwright 34, Williams 12, Reid 13, Bryant 10, Cornelious O, DeLoatch O, McAlister 2, Gilberg 2. Halftime — USF 43, UCLA 41.

March 17, 1979: NCAA West Regional finals at Provo, UT; DePaul 95, UCLA 91. DePaul — Aguirre 20, Watkins 24, Mitchem 14, Garland 24, Bradshaw 13, Nikitas O, Madey O. UCLA — Greenwood 37, Vandeweghe 17, Sims O, Holland 19, Hamilton 16, Wilkes 2, Naualls O, Allums O, Sanders O, Thomas O. Halftime — DePaul 51, UCLA 34.

1980

March 7, 1980: NCAA First Round game at Tempe, AZ; UCLA 87, Old Dominion 74. UCLA — Vandeweghe 34, Wilkes 15, Sanders 11, Foster 11, Holton 12, Daye 4, Pruitt O, Anderson O. Old Dominion — McAdoo 25, Valentine 14, West O, Mann 6, Robinson O, Vaughn 15, Branch 8, Southerland O, Haithcock 2, Griekspoor O, Kragtwijk 4. Halftime — UCLA 36, Old Dominion 26.

March 9, 1980: NCAA Second Round game at Tempe, AZ; UCLA 77, DePaul 71. UCLA — Wilkes 10, Vandeweghe 13, Sanders 15, Foster 18, Holton 8, Daye O, Allums 3, Pruitt 10. DePaul — Aguirre 19, Mitchem O, Cummings 23, Bradshaw 13, Dillard 14, Grubbs 2. Halftime — UCLA 34, DePaul 32.

March 13, 1980: NCAA West Regional first game at Tucson, AZ; UCLA 72, Ohio State 68. UCLA — Wilkes 8, Vandeweghe 12, Sanders 19, Foster 19, Holton O, Allums O, Daye 10, Pruitt 4. Ohio State — Smith 2, Kellogg 12, Williams 10, Ransey 29, Scott 6, Hall 2, Ellinghausen 4, Huggins 1, Penn 2, Miller O. Halftime — UCLA 35, Ohio State 31.

March 15, 1980: NCAA West Regional finals at Tucson, AZ; UCLA 85, Clemson 74. UCLA — Wilkes 2, Vandeweghe 22, Sanders 22, Foster 12, Holton 6, Daye 7, Allums 6, Pruitt 6, Arrillaga 2. Clemson — Nance 13, Wyatt 4, Campbell 5, Conrad 9, Williams 18, Gilliam 13, Wiggins 4, Dodds 8, Ross O. Halftime — UCLA 46, Clemson 35.



Trevor Wilson

March 22, 1980: NCAA Championship semifinals at Indianapolis, IN; UCLA 67, Purdue 62. UCLA — Wilkes 4, Vandeweghe 24, Sanders 12, Foster 9, Holton 4, Allums O, Daye 6, Sims O, Pruitt 8. Purdue — Morris 12, Hallman 12, Carroll 17, Edmonson 23, B. Walker 6, Stallings O, Scarce O, Barnes 2, S. Walker O. Halftime — UCLA 33, Purdue 25.

March 24, 1980: NCAA Championship finals at Indianapolis, IN; Louisville 59, UCLA 54. Louisville — Brown 8, Smith 9, McCray 7, Eaves 8, Griffith 23, Burkman O, Wright 4, Branch O. UCLA — Wilkes 2, Vandeweghe 14, Sanders 10, Foster 16, Holton 4, Pruitt 6, Daye 2, Allums O, Anderson O. Halftime — UCLA 28, Louisville 26.

1981

March 14, 1981: NCAA Second Round game at Providence, RI; Brigham Young 78, UCLA 55. Brigham Young — Roberts 17, Trumbo 4, Kite 12, Ainge 37, Craig 8, Webb O, Christiansen O, Ballif O, Bartholomew O, Saarelaingn O, Furniss O, McGuire O. UCLA — Sanders 14, Daye 12, Pruitt 8, Jackson 2, Holton 10, Foster 2, Sears 2, Anderson 1, Fields 4. Halftime — Brigham Young 31, UCLA 22.

1983

March 19, 1983: NCAA Second Round game at Boise, ID; Utah 67, UCLA 61. Utah — Williams 18, Mannion 18, Winas 6, Hendrix 6, Robinson 18, Furgis O, McLaughlin O, Cecil O. UCLA — Daye 9, Fields 18, Wright 2, Jackson 4, Foster 14, Holton 4, Miguel 6, Gray 4. Halftime — UCLA 34, Utah 32.

1987

March 12, 1987: NCAA First Round game at Salt Lake City, UT; UCLA 92, Central Michigan 73. CMU — Murray 13, Leavy 14, Johnson 18, Miller 2, Majerie 17, Richmond 3, Scott 2, Wilcox O, McGuire 4. UCLA — Haley 3, Richardson 13, Immel 11, Miller 32, Rochelin 9, Wilson 8, Hatcher 8, Foster 6, Walker O, Jackson 2. Halftime — UCLA 53, Central Michigan 21.

March 14, 1987: NCAA Second Round game at Salt Lake City, UT; Wyoming 78, UCLA 68. Wyoming — Dent 2, Fox 1, Leckner 20, Dembo 41, Sommers 6, Boyd 6, Jones 2, Hunt O, Lodgins O. UCLA — Richardson 8, Immel 10, Haley 5, Miller 24, Rochelin 5, Wilson 2, Hatcher 10, Palmer O, Foster O, Jackson 4. Halftime — UCLA 44, Wyoming 38.

1989

March 17, 1989: NCAA First Round game at Atlanta, GA; UCLA 84, Iowa State 74. Iowa State — Urquhart 2, Baugh 16, Alexander 22, Woods 9, Born 6, Mack 8, Moore 9, Goodman 2, Suffren O. UCLA — Wilson 14, MacLean 23, Walker 2, Martin 8, Richardson 19, Rochelin 16, Owens 2. Halftime — UCLA 39, Iowa State 35.

March 19, 1989: NCAA Second Round game at Atlanta, GA; North Carolina 88, UCLA 81. UCLA — Wilson 21, MacLean 16, Walker 17, Martin 4, Richardson 14, Rochelin 7, Owens 2. North Carolina — Bucknall 19, Fox 18, Williams 14, Lebo 12, Rice 3, Madden 22, Chilcutt O, Davis O, Denny O. Halftime — UCLA 52, North Carolina 44.

1990

March 16, 1990: NCAA First Round game at Atlanta, GA; UCLA 68, Alabama-Birmingham 56. UAB — Kennedy 9, Rembert 6, Ogg 8, Bearden 8, Kramer 10, Rogers 11, Wilkerson O, Devaughn 4, Jackson O. UCLA — Wilson 23, MacLean 10, Murray 14, Madkins 7, Martin 8, Butler 4, Walker 2. Halftime — UCLA 30, UAB 27.

March 18, 1990: NCAA Second Round game at Atlanta, GA; UCLA 71, Kansas 70. UCLA — Wilson 18, MacLean 10, Murray 12, Madkins 3, Martin 18, Butler 8, Walker 2, Owens O. Kansas — Calloway 14, Randall 4, Markkanen O, Pritchard 15, Gueldner 7, Maddox 10, Brown 15, Jordan O, West 5, Jamison O. Halftime — Kansas 36, UCLA 35.

March 22, 1990: NCAA East Regional first game at East Rutherford, NJ; Duke 90, UCLA 81. UCLA — Wilson 16, MacLean 21, Murray 15, Madkins 17, Martin 4, Butler 6, Owens O, Mason O, Walker 2. Duke — Brickey 7, Laettner 24, Abdelnaby 14, Henderson 28, Hurley 12, McCaffrey 3, Koubek O, Davis 2, Hill O, Palmer O. Halftime — Duke 47, UCLA 38.

1991

March 18, 1991: NCAA East Regional first round game at Syracuse, NY; Penn State 74, UCLA 69. Penn State — Barnes 19, Hayes 16, Degitz 10, Barnes 4, Brown 10, Jennings 10, Johnson 3, Joyner O, Carter 2, Dietz O. UCLA — Murray 17, MacLean 15, Madkins 13, Owens 10, Butler 9, Martin 3, Tarver 2. Halftime — UCLA 36, Penn State 32.

POSTSEASON SCORING RECAPS

1992

March 20, 1992: NCAA West Regional first round game at Tempe, AZ; UCLA 73, Robert Morris 53. UCLA — Murray 20, MacLean 17, Butler 0, Edney 0, Madkins 16, Martin 4, Tarver 10, O'Bannon 4, Zimmerman 0, Elkind 0, Zidek 2. Robert Morris — Carney 2, Falletta 2, Cannon 9, Timmerson 12, Walker 15, Bilal 7, Jones 0, Donnelly 6, Williams 0. Halftime — UCLA 26, Robert Morris 22.

March 22, 1992: NCAA West Regional second round game at Tempe, AZ; UCLA 85, Louisville 69. UCLA — Murray 26, MacLean 23, Butler 9, Edney 5, Madkins 16, Tarver 4, O'Bannon 0, Martin 2, Zidek 0, Elkind 0. Louisville — Minor 11, Morton 4, Holden 10, LaGree 5, Sullivan 11, Smith 7, Hopgood 2, Brewer 13, Wingfield 0, Webb 2, Stone 4, McLendon 0. Halftime — UCLA 32, Louisville 25.

March 26, 1992: NCAA West Regional first game at Albuquerque, NM; UCLA 85, New Mexico St. 78. NMS — Traylor 13, Reed 14, Hickman 9, Crawford 16, Benjamin 11, Sittler 0, Leak 3, Coleman 4, Bartleson 0, Thompson 8, Putzi 0. UCLA — MacLean 19, Murray 20, Butler 4, Madkins 15, Edney 1, Zimmerman 0, Martin 13, Tarver 5, O'Bannon 7. Halftime — UCLA 47, New Mexico St. 31.

March 28, 1992: NCAA West Regional finals at Albuquerque, NM; Indiana 106, UCLA 79. IND — Cheaney 23, Henderson 10, Nover 16, Reynolds 8, Bailey 22, Graham 3, Meeks 5, Leary 0, Anderson 17, Lindeman 2. UCLA — Murray 15, MacLean 12, Butler 0, Edney 12, Madkins 18, Zimmerman 0, Martin 2, Tarver 20, Elkind 0, Zidek 0, O'Bannon 7. Halftime — Indiana 44, UCLA 29.

1993

March 19, 1993: NCAA First Round game at McKale Center, Tucson, AZ; UCLA 81, Iowa State 70. Iowa State — Hoiberg 11, Eaton 6, Meyer 6, Bayless 19, Thigpen 20, Michalik 2, Wheat 6, Beechum 0, Bivens 0, Brown 0. UCLA — Butler 14, O'Bannon 20, Petruska 14, Tarver 11, Edney 19, Dempsey 3, Zimmerman 0. Halftime — UCLA 37, Iowa State 30.

March 21, 1993: NCAA Second Round game at McKale Center, Tucson, AZ; Michigan 86, UCLA 84 ot. Michigan — Webber 27, Jackson 19, Howard 14, Rose 12, King 11, Riley 3, Pelinka 0, Talley 0, Voskuil 0. UCLA — Butler 14, O'Bannon 19, Petruska 7, Tarver 24, Edney 10, Zimmerman 1, Dempsey 9, Zidek 0, Boyle 0. Halftime — UCLA 52, Michigan 39. Regulation: 77-77.

1994

March 18, 1994: NCAA First Round game at The Myriad, Oklahoma City, OK; Tulsa 112, UCLA 102. UCLA — Charles O'Bannon 15, Ed O'Bannon 30, Zidek 8, Edney 10, Tarver 11, Dollar 3, Zimmerman 0, Burns 11, Dempsey 14. Tulsa — Collier 34, Seals 20, Rollo 5, Dawkins 14, Williamson 20, Hernadi 0, Johnson 12, Maldonado 3, Bonner 4, Grawer 0. Halftime — Tulsa 63, UCLA 38.

1995

March 17, 1995: NCAA First Round game at Boise, ID; UCLA 92, Florida International 56. UCLA — Charles O'Bannon 14, Ed O'Bannon 10, Zidek 8, Edney 8, Bailey 7, Dollar 5, Myers 4, Dempsey 2, Nwankwo 6, Givens 2, Henderson 16, Johnson 10. Florida International — Mazyck 21, Forbes 6, Eason 4, Tchir 5, Dozier 8, Davis 7, L. Johnson 2, J. Johnson 1, Allen 2, Johnston 0, Eathorne 0, Nicolls 0, Pimburton 0. Halftime — UCLA 43, Florida International 23.

March 19, 1995: NCAA Second Round game at Boise, ID; UCLA 75, Missouri 74. UCLA — Charles O'Bannon 6, Ed O'Bannon 24, Zidek 10, Edney 15, Bailey 9, Dollar 0, Henderson 11. Missouri — Winfield 8, Grimm 13, Sa. Haley 3, O'Liney 23, Sutherland 15, Moore 10, Sim. Haley 2, Walther 0, Combs 0. Halftime — Missouri 42, UCLA 34.

March 23, 1995: NCAA West Regional Semifinal at Oakland, CA; UCLA 86, Mississippi State 67. UCLA — Charles O'Bannon 9, Ed O'Bannon 21, Zidek 11, Edney 10, Bailey 12, Dollar 2, Myers 0, Dempsey 0, Nwankwo 4, Givens 4, Henderson 8, Johnson 5. Mississippi State — Grant 2, Bullard 10, D. Wilson 22, Dampier 11, Honore 6, Price 6, Walters 10, B. Wilson 0, Hughes 0, Young 0. Halftime — UCLA 40, Mississippi State 19.

March 25, 1995: NCAA West Regional Final at Oakland, CA; UCLA 102, Connecticut 96. UCLA — Charles O'Bannon 10, Ed O'Bannon 15, Zidek 8, Edney 22, Bailey 26, Henderson 18, Dollar 3. Connecticut — Marshall 15, Allen 36, Knight 12, Sheffer 24, Ollie 2, Hayward 2, Fair 3, King 2, Johnson 0, Willingham 0. Halftime — UCLA 48, Connecticut 41.

April 1, 1995: NCAA Championship Semifinal at Seattle, WA; UCLA 74, Oklahoma State 61. UCLA — Charles O'Bannon 19, Ed O'Bannon 15, Zidek 6, Edney 21, Bailey 2, Henderson 2, Dollar 9, Dempsey 0, Nwankwo 0, Givens 0, Johnson 0, Myers 0. Oklahoma State — Pierce 2, Collins 6, Reeves 25, Rutherford 15, Owens 3, Roberts 10, Skaer 0, Alexander 0, Baum 0, Nelson 0, Miles 0. Halftime — UCLA 37, Oklahoma State 37.

April 3, 1995: NCAA Championship Final at Seattle, WA; UCLA 89, Arkansas 78. UCLA — Charles O'Bannon 11, Ed O'Bannon 30, Zidek 14, Edney 0, Bailey 26, Henderson 2, Dollar 6. Arkansas — Thurman 5, Williamson 12, Martin 3, McDaniel 16, Beck 11, Stewart 12, Dillard 6, Robinson 4, Rimac 2, Wilson 7, Williams 0, Garrett 0. Halftime — UCLA 40, Arkansas 39.

1996

March 14, 1996: NCAA First Round game at The RCA Dome, Indianapolis, IN; Princeton 43, UCLA 41. UCLA — O'Bannon 8, Henderson 2, McCoy 2, Bailey 13, Dollar 0, Johnson 10, Loyd 6, Myers 0, Dempsey 0. Princeton — Doyal 3, Lewullis 10, Goodrich 8, Johnson 11, Henderson 8, Earl 3, Mastaglio 0. Halftime — UCLA 19, Princeton 18.

1997

March 13, 1997: NCAA First Round game at Auburn Hills, MI; UCLA 109, Charleston Southern 75. UCLA — O'Bannon 14, Henderson 21, McCoy 21, Dollar 15, Bailey 14, Sylvester 0, Loyd 3, Harbour 2, McGautha 0, Myers 4, Farnham 6, Parker 0, Johnson 9. Charleston Southern — Hourrutiner 14, Daniels 0, Roper 0, B. Larrick 32, A. Larrick 8, Elam 2, McPherson 1, Gordon 0, Bradley 1, Amaya 10, Sales 2, Parker 5. Halftime — UCLA 53, Charleston Southern 38.



Led by head coach Jim Harrick (center), UCLA celebrates after winning the 1995 NCAA Championship.

March 15,1997: NCAA Second Round game at Auburn Hills, MI; UCLA 96, Xavier 83. UCLA — O'Bannon 28, Henderson 22, McCoy 10, Dollar 9, Bailey 10, Sylvester O, Loyd 7, Harbour O, McGautha O, Myers O, Farnham O, Parker O, Johnson 10. Xavier — Johnson 7, Williams 16, Braggs 15, Brown 15, Lumpkin 5, Kelsey O, Turner 1, Anderson 5, Harvey 2, Murray O, Payne 3, Kromer O, Posey 14. Halftime — UCLA 45, Xavier 40.

March 20,1997: NCAA Midwest Regional Semifinal at San Antonio, TX; UCLA 74, Iowa State 73 (OT). UCLA — O'Bannon 16, J.R. Henderson 12, McCoy 6, Dollar 20, Bailey 13, Loyd 3, Johnson 4. Iowa State — Bankhead 6, Pratt 14, Cato 10, Holloway 7, Willoughby 34, Johnson O, Edwards 2, Ranpton O. Halftime — Iowa State 37, UCLA 25. End of regulation — UCLA 64, Iowa State 64.

March 22, 1997: NCAA Midwest Regional Final at San Antonio, TX; Minnesota 80, UCLA 72. UCLA — O'Bannon 22, Henderson 9, McCoy O, Dollar 7, Bailey 21, Loyd 3, Myers O, Johnson 10. Minnesota — James 12, Jacobson 14, Thomas 7, Jackson 18, Harris O, Archambault O, Stauber O, Lewis 15, Thomas 14, Tarver O, Winter O. Halftime — UCLA 33, Minnesota 28.

1998

March 13,1998: NCAA First Round game at Atlanta, GA; UCLA 65, Miami (FL) 62. UCLA — Henderson 26, Johnson 3, Davis 13, Bailey 21, Watson 2, Reed O, Hines O, Loyd O, Miami — James 12, Blend 18, Norris 14, Frazier O, Jennings 1, Hemsley 13, Tyler 4, Wimbley O, Byars-Dawson O, Schlie O, Wiseman O. Halftime — UCLA 32, Miami 32.

March 15,1998: NCAA Second Round game at Atlanta, GA; UCLA 85, Michigan 82. UCLA — Henderson 13, Johnson 25, Davis 7, Bailey 19, Watson 10, Hines O, Reed 11. Michigan — Ward 16, Traylor 19, Reid 18, Bullock 16, Conlan 2, Baston 11, Asselin O. Halftime — UCLA 45, Michigan 34.

March 20,1998: NCAA South Regional Semifinal at St. Petersburg, FL; Kentucky 94, UCLA 68. UCLA — Reed 7, Johnson 18, Henderson 10, Bailey 16, Watson 6, Knight 3, Daley 4, Ramasar O, Harbour O, Loyd O, Hines 4, McGautha O, Farnham O. Kentucky — Edwards 10, Padgett 19, Mohammed 15, Turner 8, Sheppard 16, Masiello O, Smith O, Evans 10, Mills O, Hogan 6, Anthony 5, Bradley 2, Magliore 3. Halftime — Kentucky 40, UCLA 23.

1999

March 11,1999: NCAA First Round game at The RCA Dome, Indianapolis, IN; Detroit 56, UCLA 53. UCLA — Rush 10, Farnham O, Moiso 5, Davis 16, Watson 9, Reed 2, Bailey O, Hines O, Barnes O, Young 11. Detroit — Ferguson 8, Alexander 6, Craft O, Phillips 16, Jackson 17, Whye 4, Van Dyke O, Belin 5. Halftime — UCLA 32, Detroit 30.

2000

March 16,2000: NCAA First Round game at The Metrodome, Minneapolis, MN; UCLA 65, Ball State 57. Ball State — Smith 4, Murray 2, Jones 8, Clemens 16, Hosier 3, Burns O, Jackson 9, Moodie 15. UCLA — Kapono 17, Farnham O, Moiso 12, Knight 2, Watson 4, Rush 14, Gadzuric 10, Bailey O, Young O, Barnes 6, Hines O. Halftime — Ball State 26, UCLA 22.

March 18,2000: NCAA Second Round game at The Metrodome, Minneapolis, MN; UCLA 105, Maryland 70. UCLA — Kapono 11, Farnham 2, Moiso 14, Knight 6, Watson 17, Gadzuric 13, Bailey 2, Rush 14, Barnes 8, Young 7, Hines 9, Brooks 2. Maryland — Miller 5, Morris 13, Baxter 22, Dixon 16, Blake 5, Mardesich O, Nicholas 5, Holden 3, Cephas O, Badu O, McCall O, Hahn 1. Halftime — UCLA 49, Maryland 33.

March 23,2000: NCAA Midwest Regional Semifinal at The Palace at Auburn Hills, MI; Iowa State 80, UCLA 56. UCLA — Kapono 8, Farnham O, Moiso 15, Knight 4, Watson 8, Rush 6, Bailey 6, Hines 2, Barnes 1, Young O, Brooks O, Gadzuric 6. Iowa State — Horton 9, Johnson 16, Fizer 16, Tinsley 14, Nurse 16, Evans O, Hawkins 5, Rancik 4, Watkins O, Davis O, Shirley O. Halftime — Iowa State 40, UCLA 28.

2001

March 15, 2001: NCAA First Round game at Greensboro Coliseum, Greensboro, NC; UCLA 61, Hofstra 48. Hofstra — Gittens 7, Richardson 12, Springfield O, Hernandez 11, Apodaca 16, Suarez O, Sylla O, Walker 2, Grubler O. UCLA — Barnes 8, Kapono 7, Gadzuric 14, Knight 17, Watson 15, Bailey O, Young O, Cummings O. Halftime — Hofstra 33, UCLA 29.

March 17, 2001: NCAA Second Round game at Greensboro Coliseum, Greensboro, NC; UCLA 75, Utah State 50. Utah State — Bobb 7, Daniels 11, Jorssen 4, Rock 9, Brown 8, Vincent 2, Vague 2, Ray 4, Bailey O, Johnson O, Evans 3. UCLA — Knight 6, Cummings O, Gadzuric 16, Bailey 2, Watson 16, Flowers 2, Ramasar 2, Barnes 9, Kapono 19, Young 3. Halftime — UCLA 30, Utah State 19.

March 22,2001: NCAA East Regional Semifinal at First Union Center, Philadelphia, PA; Duke 76, UCLA 63. UCLA — Barnes 9, Kapono 12, Gadzuric 10, Knight 13, Watson 17, Flowers O, Bailey O, Young 2, Cummings O. Duke — Battier 24, Dunleavy 7, Sanders 3, Duhon 4, Williams 34, Boozer 2, Simpson O, James 2, Buckner O, Love O. Halftime — Duke 33, UCLA 26.

2002

March 15,2002: NCAA First Round game at Mellon Arena, Pittsburgh, PA; UCLA 80, Mississippi 58. Mississippi — Reed 14, Allen 2, Harrison O, Sanders 7, Wade 6, Fox 5, Harper 19, Shutt O, Johnson 3, Nunnery O, Rhodes 2, Kirklun O. UCLA — Barnes 6, Kapono 2, Gadzuric 9, Knight 21, Bozeman O, Thompson 16, Patterson 5, Walcott 4, Hines 7, Cummings 8, Hoffart O, Johnson 2. Halftime — UCLA 36, Mississippi 26.

March 17,2002: NCAA Second Round game at Mellon Arena, Pittsburgh, PA; UCLA 105, Cincinnati 101 (2 OT). UCLA — Barnes 17, Kapono 19, Gadzuric 23, Knight 12, Bozeman 8, Thompson 10, Patterson 2, Walcott 4, Hines O, Cummings 7. Cincinnati — Davis 9, McElroy 13, Little 9, Stokes 39, Logan 18, Williams 3, Barker 3, Crawford O, Grove O, Maxiell 7. Halftime — Cincinnati 47, UCLA 37. Reg. — UCLA 80, Cincinnati 80. 1st OT — UCLA 90, Cincinnati 90.

March 21,2002: NCAA West Regional Semifinal at Compaq Center, San Jose, CA; Missouri 82, UCLA 73. Missouri — Bryant 2, Rush 20, Johnson 14, Gilbert 23, Paulding 15, Stokes 6, Kiernan O, John O, Gage 2, Kroenke O, Ferguson O, Echols O, Griffin O. UCLA — Barnes 23, Kapono 7, Gadzuric 11, Knight 16, Bozeman 8, Thompson O, Patterson O, Walcott 6, Cummings 2, Hoffart O, Johnson O. Halftime — Missouri 30, UCLA 28.



Arron Afflalo

2005

March 17,2005: NCAA First Round game at McKale Center, Tucson, AZ; Texas Tech 78, UCLA 66. UCLA — Thompson 22, Shipp 13, Fey 8, Afflalo 7, Farmer 3, Morrison 5, Mata O, Hollins 8, McKinney O. Texas Tech — Giles 17, Dora 7, Zeno 4, Jackson 19, Ross 28, Marshall O, White O, Suljagic 4. Halftime — Texas Tech 37, UCLA 31.

2006

March 16,2006: NCAA First Round game at Cox Arena, San Diego, CA; UCLA 78, Belmont 44. Belmont — Oliver O, Herndon 6, Goodwin 7, Collins 7, Hare 8, Jones O, Wicke 3, House O, Harris 5, Dotson 2, Modlin O, Preston 6. UCLA — Bozeman 9, Mbah a Moute 17, Hollins 10, Farmer 8, Afflalo 7, Collision 10, D. Robinson O, Rubin 3, Wright 6, Aboya 1, Mata 2, Roll 3, Fey 2. Halftime — UCLA 35, Belmont 23.

March 18,2006: NCAA Second Round game at Cox Arena, San Diego, CA; UCLA 62, Alabama 59. Alabama — Brock O, Davidson 12, Hendrix 12, Hollinger O, Steele 21, Gee 9, Felix 5. UCLA — Bozeman 5, Mbah a Moute 9, Hollins 12, Farmer 18, Afflalo 13, Collision 3, Aboya 2, Mata O, Roll O. Halftime — UCLA 30, Alabama 30.

March 23,2006: NCAA Oakland Regional Semifinal at Oakland Arena, Oakland, CA; UCLA 73, Gonzaga 71. Gonzaga — Morrison 24, Mallon O, Batista 18, Altidor-Cespedes O, Raivio 12, Pargo 3, Knight 7, Pendergraft 7, Heytvelt O. UCLA — Bozeman 4, Mbah a Moute 14, Hollins 12, Farmer 15, Afflalo 15, Collision 5, Aboya 2, Mata 3, Roll 3. Halftime — Gonzaga 42, UCLA 29.

March 25,2006: NCAA Oakland Regional Final at Oakland Arena, Oakland, CA; UCLA 50, Memphis 45. UCLA — Bozeman 3, Mbah a Moute 2, Hollins 14, Farmer 4, Afflalo 15, Collision 4, Aboya 4, Mata 4, Roll O. Memphis — S. Williams 8, Carney 5, Anderson 2, Dorsey 2, Washington 13, D. Williams O, Dozier 6, Douglas-Roberts 6, Allen 1, Cooper 2. Halftime — UCLA 28, Memphis 21.

April 1,2006: NCAA Championship Semifinal at RCA Dome, Indianapolis, IN; UCLA 59, LSU 45. LSU — Davis 14, T. Mitchell 12, Thomas 5, Temple 1, D. Mitchell 8, Voogd 2, Rolle 2, Lazare 1. UCLA — Bozeman 4, Mbah a Moute 17, Hollins 6, Farmer 12, Afflalo 9, Collision 6, D. Robinson O, Rubin O, Wright O, Aboya O, Mata 2, Roll 3, Fey O. Halftime — UCLA 39, LSU 24.

April 3,2006: NCAA Championship Final at RCA Dome, Indianapolis, IN; Florida 73, UCLA 57. Florida — Brewer 11, Noah 16, Horford 14, Green 2, Humphrey 15, Moss 9, Hodge O, Richard 6. UCLA — Bozeman 9, Mbah a Moute 6, Hollins 10, Farmer 18, Afflalo 10, Collision O, Aboya 2, Mata 2, Roll O. Halftime — Florida 36, UCLA 25.

2007

March 15, 2007: NCAA First Round game at ARCO Arena, Sacramento, CA; UCLA 70, Weber State 42. Weber State — Henry 7, Patten 9, Valeika 5, Harris 10, Silveira 7, Sparrow O, Van Brocklin O, Davis 2, Panos 2, Billings O, Birmingham O. UCLA — Shipp 12, Mbah a Moute 4, Mata 6, Collison 14, Afflalo 22, Westbrook 3, Wright O, Aboya 1, Keefe 2, Roll 6, Dragovic O. Halftime — UCLA 37, Weber State 19.

March 17, 2007: NCAA Second Round game at ARCO Arena, Sacramento, CA; UCLA 54, Indiana 49. Indiana — D.J. White 12, M. White 4, Bassett 3, Wilmont 8, Calloway 12, Ratliff O, Stemler 10, Shaw O. UCLA — Shipp 5, Mbah a Moute 7, Mata 8, Collison 15, Afflalo 10, Westbrook 4, Wright O, Aboya 2, Keefe O, Roll 3. Halftime — UCLA 20, Indiana 13.

March 22, 2007: NCAA San Jose Regional Semifinal at HP Pavilion, San Jose, CA; UCLA 64, Pittsburgh 55. Pittsburgh — Kendall O, Cook 7, Gray 10, Fields 11, Graves 5, Benjamin O, Ramon 12, Biggs 1, Young 9. UCLA — Shipp 16, Mbah a Moute 2, Mata 8, Collison 12, Afflalo 17, Westbrook 2, Wright O, Aboya O, Keefe 2, Roll 5. Halftime — UCLA 32, Pittsburgh 26.

March 24, 2007: NCAA San Jose Regional Final at HP Pavilion, San Jose, CA; UCLA 68, Kansas 55. UCLA — Shipp 9, Mbah a Moute 8, Mata 2, Collison 14, Afflalo 24, Westbrook 4, Aboya 4, Keefe O, Roll 3. Kansas — Rush 18, Wright 8, Kaun 4, Robinson 11, Chalmers 2, Arthur 4, Collins O, Stewart O, Jackson 8. Halftime — UCLA 35, Kansas 31.

March 31, 2007: NCAA Championship Semifinal at Georgia Dome, Atlanta, GA; Florida 76, UCLA 66. UCLA — Shipp 18, Mbah a Moute 4, Mata 6, Collison 9, Afflalo 17, Westbrook 2, Wright O, Aboya 5, Keefe 2, Roll 3. Florida — Brewer 19, Noah 8, Horford 9, Green 10, Humphrey 14, Hodge O, Werner O, Richard 16. Halftime — Florida 29, UCLA 23.

2008

March 20, 2008: NCAA First Round game at Honda Center, Anaheim, CA; UCLA 70, Mississippi Valley State 29. Mississippi Valley State — Lucas 6, Petty 4, Cox 8, Harmason 2, Clark 3, Parks O, Speech 2, Davis O, Higgins O, Kite O, Watson 4, Smith O, Love O. UCLA — Shipp 6, Keefe 4, Love 20, Westbrook 9, Collison 5, Robinson O, Abdul-Hamid 3, Aboya 4, Mata-Real 9, Stanback 2, Dragovic 8. Halftime — UCLA 40, Mississippi Valley State 16.

March 22, 2008: NCAA Second Round game at Honda Center, Anaheim, CA; UCLA 51, Texas A&M 49. Texas A&M — Davis 8, Carter 10, Jones 6, Sloan 12, Kirk 2, Roland 5, Jordan 6, Muhlbach O, Elonu O. UCLA — Shipp O, Mbah a Moute 2, Love 19, Westbrook 5, Collison 21, Aboya O, Keefe 2, Mata-Real 2. Halftime — Texas A&M 29, UCLA 26.

March 27, 2008: NCAA Phoenix Regional Semifinal at US Airways Center, Phoenix, AZ; UCLA 88, Western Kentucky 78. Western Kentucky — Magley 2, Evans 4, Brazelton 31, Rogers 5, Lee 18, Gabou 2, Slaughter 7, Howard O, Mendez-Valdez 2, Siakam 7, Frazier O, Pettigrew O, Maresca O. UCLA — Shipp 14, Mbah a Moute 7, Love 29, Westbrook 14, Collison 4, Aboya 2, Keefe 18, Mata-Real O. Halftime — UCLA 41, Western Kentucky 20.

March 29, 2008: NCAA Phoenix Regional Final at US Airways Center, Phoenix, AZ; UCLA 76, Xavier 57. Xavier — Duncan 11, Brown 13, Anderson 10, Lavender 5, Burrell 8, Graves O, Bronson O, Raymond 3, Jackson 2, Love 5. UCLA — Shipp 5, Mbah a Moute 13, Love 19, Westbrook 17, Collison 19, Abdul-Hamid O, Aboya O, Keefe O, Mata-Real O, Stanback 3, Dragovic O. Halftime — UCLA 33, Xavier 24.

April 5, 2008: NCAA Championship Semifinal at Alamodome, San Antonio, TX; Memphis 78, UCLA 63. UCLA — Shipp 9, Mbah a Moute 12, Love 12, Westbrook 22, Collison 2, Aboya 2, Keefe 4, Mata-Real O. Memphis — Dozier 6, Dorsey O, Anderson 12, Douglas-Roberts 28, Rose 25, Taggart 7, Kemp O, Niles O, Mack O. Halftime — Memphis 38, UCLA 35.

2009

March 19, 2009: NCAA First Round game at Wachovia Center in Philadelphia, PA; UCLA 65, VCU 64. VCU — Pishchalnikov 2, Rodriguez 8, Sanders 10, Maynor 21, Burgess 10, Saintil O, Rozzell 3, Gwynn 8, Nixon 2. UCLA — Shipp 16, Dragovic 10, Aboya 11, Collison 10, Holiday 13, Anderson O, Keefe 2, Roll 3. Halftime — UCLA 35, VCU 25.

March 21, 2009: NCAA Second Round game at Wachovia Center in Philadelphia, PA; Villanova 89, UCLA 69. UCLA — Shipp 18, Dragovic 10, Aboya 9, Collison 15, Holiday 4, Gordon 4, Lee O, Anderson O, Keefe 2, Roll 6, Morgan O. Villanova — Clark 8, Anderson 10, Cunningham 18, Reynolds 11, Redding 13, Pena 2, Colenda 2, Fisher 13, Wooten O, Stokes 12, Tchuisi O. Halftime — Villanova 44, UCLA 31.

2011

March 17, 2011: NCAA Second Round game at St. Pete Times Forum, Tampa, FL; UCLA 78, Michigan State 76. Michigan State — Green 23, Payne O, Lucas 11, Summers 15, Kebler O, Roe 11, Appling 9, Thornton 2, Nix 2, Sherman 3. UCLA — Nelson 12, Honeycutt 16, Smith 14, Lee 16, Jones 4, Stover O, Lamb 2, Anderson 6, Lane 8. Halftime — UCLA 42, Michigan State 24.

March 19, 2011: NCAA Third Round game at St. Pete Times Forum, Tampa, FL; Florida 73, UCLA 65. UCLA — Nelson 16, Honeycutt 13, Smith 16, Lee 14, Jones 4, Stover 2, Lamb O, Anderson O, Lane O. Florida — Tyus 8, Parsons 7, Boynton 12, Walker 21, Macklin 10, Young 8, Wilbekin O, Yeguede O, Murphy 7. Halftime — Florida 35, UCLA 33.

NIT GAMES

1985

March 13, 1985: NIT First Round game at Pauley Pavilion, Los Angeles, CA; UCLA 78, Montana 47. UCLA — Maloncon 9, Miller 21, Wright 12, Hatcher 10, Miguel 14, Gaines 2, Butler O, Immel 8, Haley 2, Morris O, Dunlap O. Montana — Krystkowiak 14, Boyd 6, McBride 2, Wnek O, Washington 5, Jones O, Burns 4, Zanon 2, Vanek 2, Bates O, Powell 12. Halftime — UCLA 34, Montana 21.

March 19, 1985: NIT Second Round game at Pauley Pavilion, Los Angeles, CA; UCLA 82, Nebraska 63. UCLA — Maloncon 10, Miller 29, Wright 4, Hatcher 18, Miguel 14, Butler 2, Gaines 1, Immel O, Haley 2, Jones 2, Dunlap O, Morris O. Nebraska — Moore 8, Jackman 8, Hoppen 23, Carr 4, Marshall 8, Smith 2, Matzke 2, Buchanan 6, Martz O, Sealer 2, White O. Halftime — UCLA 41, Nebraska 31.

March 23, 1985: NIT Third Round game at Pauley Pavilion, Los Angeles, CA; UCLA 53, Fresno State 43. UCLA — Maloncon 8, Miller 8, Wright 16, Hatcher 6, Miguel 12, Butler O, Gaines O, Jackson 3, Haley O, Morris O. Fresno State — Barnes 16, Kuipers 8, Emerson 6, Strain O, Arnold 2, Salone 7, Carter O, Gustin O, Trice O, Means 2, Cook 2. Halftime — UCLA 27, Fresno State 18.

March 27, 1985: NIT Championship semifinals at New York, NY; UCLA 75, Louisville 66. UCLA — Maloncon O, Miller 16, Wright 23, Hatcher 12, Miguel 20, Butler O, Gaines 2, Jackson 2. Louisville — Thompson 16, Forrest 13, Sumpter 10, Abram 2, Hall 8, McSwain 11, Crook 2, Jeter 2, West 2. Halftime — UCLA 36, Louisville 33.

March 29, 1985: NIT Championship finals at New York, NY; UCLA 65, Indiana 62. UCLA — Maloncon 8, Miller 18, Wright 5, Hatcher 15, Miguel 18, Butler O, Gaines O, Jackson 1. Indiana — Eyl 8, Meier 2, Blab 11, Alford 16, Robinson 8, Smith 10, Thomas 1, Brooks 4, Hillman O, Dakich 2. Halftime — UCLA 29, Indiana 29.

1986

March 13, 1986: NIT First Round game at Pauley Pavilion, Los Angeles, CA; UC Irvine 80, UCLA 74. UC Irvine — Rogers 29, Engelstad 2, Murphy 20, Brooks 5, Buchanan 5, Carmon 9, Hess 10, Ciaccio O. UCLA — Miller 16, Jackson 2, Haley 9, Hatcher 24, Richardson 7, Gaines 2, Jones 8, Butler O, Rochelin 6, Palmer O. Halftime — UC Irvine 39, UCLA 31.



Russell Westbrook

1964 (30-0 record)

The 1963-64 season marked the start of UCLA's dominant run in college basketball. Until that year, the Bruins had been just another fine team, but it all changed that season.

In his 16th season as UCLA's head coach, John Wooden assembled an experience team blessed with great quickness. The Bruins installed the zone press, a system that helped carry Wooden's team to the top. Employing Gail Goodrich and Fred Slaughter under the basket, Walt Hazzard and Jack Hirsch behind them and Keith Erickson as the safety, the press destroyed opposing offenses all season.

UCLA logged a 30-0 record and won the NCAA title, the first of 10 championships in a 12-year span for the Bruins. Perhaps the top playmaker in UCLA history, Hazzard was named NCAA "Player of the Year" although he did not lead the Bruins in scoring. That honor went to Goodrich, who averaged 21.5 points to Hazzard's 18.6 ppg.

Hirsch and Erickson, the two forwards, averaged 14.0 and 10.7 points, respectively, while center Fred Slaughter averaged 7.9 ppg. Top reserves included forward Kenny Washington and center Doug McIntosh.

That year was symbolized by the "Bruin Blitz." There was no better illustration than in the NCAA championship game against Duke. With 7:14 remaining in the first half, the Bruins trailed 30-27. In the next 2:40, the Bruins outscored Duke, 16-0, to secure a 43-30 cushion. UCLA won the game, 98-83, starting its dynasty.



BACK ROW (L to R): Athletic Trainer Ducky Drake, Assistant Coach Jerry Norman, Steve Brucker, Fred Slaughter, Doug McIntosh, Vaughn Hoffman, Keith Erickson, Kim Stewart, Kenny Washington and Head Coach John Wooden. FRONT ROW: Dennis Minishian (Manager), Gail Goodrich, Jack Hirsch, Rich Levin, Walt Hazzard, Kent Graham, Mike Huggins and Chuck Darrow.

In early January, the Bruins pushed past Kentucky in the nation polls and into the No. 1 spot for the first time in program history.

1965 (28-2 record)


Although the Bruins lost to Illinois, 110-83, in the season opener, they defeated Michigan, 91-80, in the NCAA championship game to win their second straight national title.

Head coach John Wooden had two returning starters from 1963-64 but had the right players to fit the championship puzzle. Utilizing the devastating zone press, the Bruins compiled a perfect conference record and captured the NCAA title with a 28-2 mark.

The leader of UCLA's championship unit was senior guard Gail Goodrich, who assumed the job of playmaker and scorer. The 6-foot guard led the Bruins by averaging 24.6 points per game (UCLA school record for guards). He finished his career as the Bruins' all-time leading scorer.

Also averaging double-figures included senior co-captain Keith Erickson (12.9), junior Fred Goss (12.2) and sophomore Edgar Lacey (11.6). Doug McIntosh took over as starting center, while Kenny Washington and Mike Lynn gave the Bruins superior bench strength.

UCLA reached its peak form during the NCAA Tournament, averaging 100 points in four games. Playing his best in the big games, Goodrich set a school record by scoring 42 points in the title game as the Bruins downed Michigan, 91-80, to win the school's second straight NCAA championship.



BACK ROW (L to R): Head Coach John Wooden, Athletic Trainer Ducky Drake, Rich Levin, Edgar Lacey, Doug McIntosh, Vaughn Hoffman, Bill Winkelholz, Mike Lynn, Keith Erickson, Kenny Washington and Bill Ureda. FRONT ROW: Assistant Coach Jerry Norman, Gail Goodrich, John Lyons, John Galbraith, Mike Serafin, Brice Chambers, Larry McCollister and Fred Goss.

1967 (30-0 record)

After failing to reach the NCAA Tournament in 1965-66, unable to defend their back-to-back titles in 1964 and 1965, the Bruins were ready to start a new streak during the 1966-67 season.

With four new sophomore starters and a junior returning to the starting lineup, the Bruins knew they could accomplish something special. Sophomore Lew Alcindor (now Kareem Abdul-Jabbar) embarked on his varsity career and became the most dominating force in college basketball. Junior guard Mike Warren developed into among the smoothest playmaking guards in program history.

Alcindor and Warren were joined in the starting lineup by sophomores Lucius Allen, Lynn Shackelford and Kenny Heitz.

Head coach John Wooden turned in another fantastic job at the helm, molding the 1966-67 unit into one of the finest teams in school history. Warren and the four sophomores, along with reserves Bill Sweek and Jim Nielsen, banded together to win 30 straight games and capture the school's third NCAA championship in four years.

In his first varsity contest, Alcindor set a school record by registering 56 points, a record he later broke that season by tallying 61 against Washington State.

The only thing that slowed the Bruins down was a delayed game, and the UCLA's smallest margin of victory was five points. In NCAA playoff competition, the Bruins outscored four opponents by 95 points, defeating Houston in the semifinals and Dayton in the finals to claim the NCAA championship.



BACK ROW (L to R): Head Coach John Wooden, Assistant Coach Jerry Norman, Joe Chrisman, Lynn Shackelford, Neville Sauer, Lew Alcindor, Jim Nielsen, Ken Heitz, Bill Sweek, Ted Henry (Manager) and Athletic Trainer Ducky Drake. FRONT ROW: Don Saffer, Lucius Allen, Dick Lynn, Gene Sutherland and Mike Warren.

Alcindor led the way by averaging 29.0 points and setting an NCAA record by hitting 66.7 percent of his field goal attempts. Allen and Warren averaged 15.5 and 12.7 points, respectively, while Shackelford logged 11.4 points per contest.

1968 (29-1 record)

Lew Alcindor, Mike Warren, Lucius Allen, Lynn Shackelford and Kenny Heitz were all a year older and more experienced in 1967-68. In addition, Mike Lynn and Edgar Lacey (starters from 1965-66) returned to the varsity squad, so many figured the Bruins would cruise through every game, but that was not the case.

UCLA opened defense of its national title at Purdue, escaping with a 73-71 victory. The close win shocked the Bruins, who won their next 12 games (including 11 contests by 24 or more points) to extend their winning streak to 47.

The winning streak ended at the Houston Astrodome, where a then-record 52,693 fans watched Houston upset UCLA, 71-69. Alcindor, who had an injured eye, did not play at full strength, and the Cougars exploited that weakness.

The Bruins ended the regular season with a No. 2 national ranking (behind Houston). One Pac-8 foe came within eight points of the Bruins, who set a school record by averaging 93.4 points per game that season. In the NCAA Regionals, UCLA defeated New Mexico State and Santa Clara to advance to the semifinals against Houston.

In the rematch at the L.A. Sports Arena, Alcindor, Allen and Lynn scored 19 points each against Hosuton. Playing a diamond-and-one defense against Elvin Hayes and the Cougars (Shackelford was the one), UCLA roared to a 53-31 halftime lead and a 101-69 triumph. The next day, the Bruins earned their fourth NCAA title in five seasons with a 78-55 win against North Carolina.



BACK ROW (L to R): Head Coach John Wooden, Assistant Coach Jerry Norman, Ken Heitz, Lynn Shackelford, Jim Nielsen, Lew Alcindor, Mike Lynn, Neville Saner, Bill Sweek, Athletic Trainer Ducky Drake and Frank Adler (Manager). FRONT ROW: Mike Warren, Gene Sutherland and Lucius Allen.

Despite the elimination of the dunk shot, Alcindor led UCLA's attack with a 26.2 scoring average, followed by Allen (15.1), Warren (12.1), Shackelford (10.7) and Lynn (10.3).

1969 (29-1 record)

The Bruins entered the 1968-69 season without any experienced guards to get the ball to Lew Alcindor, Lynn Shackelford and forwards Curtis Rowe and Sidney Wicks.

Head coach John Wooden solved the problem by filling one guard spot with junior college transfer John Vallely, who became known as the "Money Man" for his play in big games. The other backcourt spot was filled by Kenny Heitz.

Although the scores were closer, the Bruins still won their first 23 games without much of a scare. But the next two, an overtime victory at California and a double overtime win at USC, were omens of things to come. The night after the double-overtime victory, USC upset the Bruins, 46-44, in Pauley Pavilion. That loss marked UCLA's first in its relatively new home arena and just the second of the Alcindor Era.

The Bruins advanced to the NCAA Tournament for the third straight year. UCLA defeated New Mexico State and Santa Clara in NCAA Regional action (in Pauley Pavilion), advancing to the NCAA Final Four.

UCLA extended its winning streak with an 85-82 victory over Duke in the NCAA semifinals. Vallely had 29 points and Alcindor registered 25 points. The following afternoon, the Bruins became the first team in NCAA history to win three straight titles, taking down Purdue, 92-72. Playing in his final collegiate game, Alcindor netted 37 points while UCLA's defense (led by Heitz) held high-scoring Rick Mount in check.



BACK ROW (L to R): Head Coach John Wooden, Assistant Coach Jerry Norman, Ken Heitz, Lynn Shackelford, Jim Nielsen, Lew Alcindor, Mike Lynn, Neville Saner, Bill Sweek, Athletic Trainer Ducky Drake and Frank Adler (Manager). FRONT ROW: Mike Warren, Gene Sutherland and Lucius Allen.

During his senior season, Alcindor averaged 24.0 points per game, followed by Rowe (12.9 ppg), Vallely (11.0 ppg), Wicks (7.5 ppg) and Heitz (7.0 ppg). In three seasons at UCLA, Alcindor led the Bruins to an 88-2 record while establishing the school's career scoring and rebounding records.

1970 (28-2 record)

With Lew Alcindor playing in the NBA, the rest of the college basketball world could breathe easier. UCLA returned John Vallely and Curtis Rowe from the 1969 NCAA championship team and most figured the Bruins would not be a factor in the championship picture. UCLA set out to prove those naysayers wrong.


Junior Sidney Wicks, moving in at the vacated forward position, became UCLA's top scorer (18.6 ppg) and rebounder (11.9 rpg). Wicks was joined on the front line by Rowe (15.3 ppg, 8.7 rpg) and center Steve Patterson (12.5 ppg, 10.0 rpg).

Vallely provided senior leadership in the backcourt, averaging 16.3 points per game. Sophomore guard Henry Bibby, the team's fifth starter, had one of the best seasons for any UCLA guard, averaging 15.6 points while shooting 50.1 percent from the field.

UCLA averaged 92 points per game and established a school scoring record of 133 points against LSU, led by Pete Maravich. Although the Bruins lost two regular season games, they won their fourth consecutive Pac-8 title, serving notice that they would be ready to defend their three straight NCAA championships.

The Bruins advanced to the NCAA title game against Jacksonville, led by 7-foot-2 center Artis Gilmore and guard Rex Morgan, a duo dubbed "Batman and Robin" by the media.

Jacksonville opened a nine-point lead in the first half, but by halftime, the Bruins secured a five-point cushion and Wicks had blocked five of Gilmore's shots. Rowe scored 19 points, Wicks and Patterson each finished with 17, and the Bruins won their fourth straight NCAA championship with an 80-69 victory.



BACK ROW (L to R): Head Coach John Wooden, Assistant Coach Jerry Norman, Ken Heitz, Lynn Shackelford, Jim Nielsen, Lew Alcindor, Mike Lynn, Neville Saner, Bill Sweek, Athletic Trainer Ducky Drake and Frank Adler (Manager). FRONT ROW: Mike Warren, Gene Sutherland and Lucius Allen.

1971 (29-1 record)

Head coach John Wooden and the Bruins returned their entire frontcourt of seniors Sidney Wicks, Curtis Rowe and Steve Patterson in 1970-71. Their contributions became more important throughout the season, because UCLA did not generate the quality guard play they had received in previous championship seasons.

Wicks returned as the Bruins' leading scorer (21.3 ppg) and rebounder (12.7 rpg). When the Bruins were in trouble, they went to Wicks, and he usually found a way to pull them through. In a contest against Oregon State, Wicks dribbled the clock to its final seconds before hitting a jump shot for a two-point victory.

Rowe (17.5 ppg) and Patterson (12.9 ppg) collected over 290 rebounds each. The often overlooked Patterson saved his best for last, scoring 29 points in UCLA's 68-62 win over Villanova in the NCAA championship contest.

Taking over the backcourt playmaking chores of John Vallely, Henry Bibby averaged 11.8 points, scoring 17 in the title game. Senior Kenny Booker (5.5 ppg) started opposite Bibby and senior Terry Schofield (6.2 ppg) proved to be a valuable sixth man.

UCLA lost just one game all season, an 89-82 decision at Notre Dame. That game was the Bruins' last loss for three years, there were a number of other close calls.

The Bruins trailed USC by nine points with nine minutes remaining at the L.A. Sports Arena, before rallying for a 64-60 win. In the NCAA West Regionals, the Bruins rallied



BACK ROW (L to R): Head Coach John Wooden, Assistant Coach Jerry Norman, Ken Heitz, Lynn Shackelford, Jim Nielsen, Lew Alcindor, Mike Lynn, Neville Saner, Bill Sweek, Athletic Trainer Ducky Drake and Frank Adler (Manager). FRONT ROW: Mike Warren, Gene Sutherland and Lucius Allen.

from an 11-point deficit to defeat Cal State Long Beach, 57-55, and earn another trip to the NCAA Final Four. In all, the Bruins won seven games by five points or fewer en route to a 29-1 record and their fifth consecutive NCAA championship.

1972 (30-0 record)

Senior guard Henry Bibby was the only returning starter and junior Larry Farmer, a top reserve the previous season, took over one of the vacated forward positions and averaged 10.7 points and 5.5 rebounds in 1971-72.

The big story for the five-time defending NCAA champions was the team's three sophomores, led by 6-foot-11 center Bill Walton. On his way to establishing himself as one of the game's premier players, Walton led UCLA in scoring (21.1 ppg) and tied Lew Alcindor's school record by collecting 466 rebounds.

UCLA's two other key sophomores included Keith Wilkes (now Jamaal Wilkes) and Greg Lee. Wilkes averaged 13.5 points, second only to Walton and Bibby (15.7). Wilkes averaged over eight rebounds per game. Lee assumed UCLA's point guard duties, averaging 8.7 points per game while running the team's fast break.

The five starters also received plenty of help from Larry Hollyfield (7.3 ppg) and Tommy Curtis (4.1 ppg). Swen Nater, perhaps the only first round NBA draft selection to never start a collegiate game, also contributed off the bench (6.7 ppg).

UCLA opened the year by scoring at least 100 points in seven straight games. Prior to the NCAA championship contest against Florida State, only one team had closed to within six points of the Bruins. Walton scored 24 points and Wilkes added 23 as the Bruins downed Florida State, 81-76, claiming their sixth consecutive NCAA title.



BACK ROW (L to R): Head Coach John Wooden, Assistant Coach Jerry Norman, Ken Heitz, Lynn Shackelford, Jim Nielsen, Lew Alcindor, Mike Lynn, Neville Saner, Bill Sweek, Athletic Trainer Ducky Drake and Frank Adler (Manager). FRONT ROW: Mike Warren, Gene Sutherland and Lucius Allen.

UCLA became the first school to compile three perfect 30-0 seasons. The Bruins also established an NCAA record (which still stands) by outscoring opponents by at least 30.3 points per game.

1973 (30-0 record)

UCLA returned the bulk of its team from the previous season, as senior Larry Hollyfield (10.7 ppg) did a fine job filling in for the departed Henry Bibby. The rest of the cast remained the same with Bill Walton (20.4 ppg) at center. Keith Wilkes (14.8) and Larry Farmer (12.2) at forward and Greg Lee (4.6) at guard.

Tommy Curtis (6.4), Dave Meyers (4.9), Swen Nater (3.2) and Pete Trgovich (3.1) gave the Bruins an outstanding reserve contingent.

Together, these nine players set numerous records. UCLA registered its 60th consecutive victory on Jan. 25, 1973, posting an 87-73 victory over Loyola University (Chicago), tying San Francisco's previous NCAA record. Two days later, UCLA established a new record with a win over Notre Dame, 82-63, on the Fighting Irish home court. By the end of the season, the streak had reached 75 straight wins.

The Bruins suffered very few close calls during the regular season, winning every game by at least six points and 23 of the 26 contests by 10 points or more. In the NCAA West Regional finals, the Bruins faced a determined San Francisco team trailed UCLA at halftime, 23-22. UCLA outscored the Dons in the second half, 31-17, to secure a 54-39 win.

In the NCAA semifinals, Indiana gave the Bruins a scare with a furious second-half rally. But Curtis came off the bench to score 22 points, and the Bruins reached the title game with a 70-59 victory.



BACK ROW (L to R): Larry Farmer, Keith Wilkes, Dave Meyers, Bill Walton, Ralph Drollinger, Swen Nater, Vince Carson and Pete Trgovich. MIDDLE ROW: Larry Hollyfield, Les Friedman (Manager), John Wooden, Gary Cunningham, Ducky Drake and Greg Lee. BOTTOM ROW: Bob Webb, Tommy Curtis, Gary Franklin and Casey Corliss.

Walton finished the year with a school-record 506 rebounds. In the title contest, he established an NCAA record by making 21 of 22 shots, scoring 44 points as the Bruins defeated Memphis State, 87-66. UCLA won its seventh straight NCAA title and became the only school to compile consecutive undefeated seasons.

NCAA CHAMPIONSHIP TEAMS

1975 (28-3 record)

Senior David Meyers was the lone returning starter from UCLA's 1973-74 team that finished third, nationally. Meyers assumed the leadership role and became well-known for his aggressive play and hustle.

Sophomores Richard Washington (15.9 ppg) and Marques Johnson (11.6) joined Meyers (18.3) on the front line, and they were supported by junior Ralph Drollinger (8.8) at center.

Head coach John Wooden's 1974-75 team had little experience in the backcourt. Pete Trgovich (10.2), who had started early in the previous year, moved in at one guard spot while junior Andre McCarter (7.0) assumed the playmaking role, leading the team with 156 assists.

The Bruins opened the season by winning their first 12 games before being upset at Stanford. Along the way, UCLA lost two more games and had numerous other close contests, at the end of the regular season the Bruins captured another Pac-8 title and looked to reclaim the NCAA championship.

UCLA won its first playoff game in overtime, securing a 103-91 decision against Michigan, before knocking off Montana, 67-64. The Bruins won the West Regional title behind Johnson's 35-point effort in an 89-75 win against Arizona State.

In the NCAA Final Four, UCLA defeated Louisville in overtime, 75-74, as Washington led the Bruins' charge by scoring 26 points. Following that game, Wooden announced that he would retire upon the conclusion of the NCAA championship contest.



BACK ROW (L to R): John Wooden, Gary Cunningham, Marques Johnson, Dave Meyers, Richard Washington, Ralph Drollinger; Brett Vroman, Wilbert Olinde, Casey Corliss, Frank Arnold and Len Friedman (Manager). FRONT ROW: Marvin Thomas, Gavin Smith, Jim Spillane, Raymond Townsend, Pete Trgovich and Andre McCarter.

UCLA used just six players in a 92-85 win over Kentucky in the NCAA title game, helping Wooden secure his 10th NCAA title at the helm of the Bruins' program. Washington finished with 28 points, Meyers added 24 and Drollinger came off the bench to grab 13 rebounds. Wooden's final career win accounted for UCLA's 10th NCAA championship in 12 years, a record that has yet to be matched.

1995 (32-1 record)

UCLA won the NCAA title in 1994-95, earning its first NCAA championship in 20 years and making its first NCAA Final Four appearance in 15 seasons.

Behind the senior trio of Ed O'Bannon (20.4 ppg), Tyus Edney (14.3 ppg) and George Zidek (10.6 ppg) and led by head coach Jim Harrick, the Bruins defeated defending NCAA champion Arkansas, 89-78, to win the program's 11th national title.


O'Bannon scored a team-leading 30 points and collected a team-best 17 rebounds in the win over Arkansas, earning Most Outstanding Player honors at the Final Four.

Edney was named the Most Outstanding Player in the West Regional, and his last-second full-court dash against Missouri in the Bruins' 75-74, second-round win propelled the Bruins to the "Sweet 16." Edney played just three minutes against Arkansas in the title contest after suffering a sprained right wrist in the team's 74-61 win over Oklahoma State in the NCAA semifinals. Sophomore Cameron Dollar filled in admirably for the injured Edney versus Arkansas, contributing six points and eight assists.

A season-long stalwart for UCLA, the 7-foot tall Zidek saved his best performances for the Final Four. He contained OSU's Bryant Reeves in the semifinal win and held Corliss Williamson (1994 Final Four Most Outstanding Player) in check against Arkansas. Zidek (10.6 ppg, 5.4 rpg) earned first-team GTE Academic All-America honors.

Dollar, sophomore Charles O'Bannon (13.6 ppg) and freshmen Toby Bailey (10.5) and J.R. Henderson (9.2) were instrumental in UCLA's championship season. Charles O'Bannon started all 33 games, Dollar played in every contest.

Bailey erupted for a career-high 26 points in the West Regional final against Connecticut, earning All-Tournament Team acclaim at the Final Four and West Regional. Henderson was consistent all season, earning Pac-10 All-Freshman first team accolades.



BACK ROW (L to R): Tyus Edney, Marquis Burns, Charles O'Bannon, Kevin Dempsey, Ed O'Bannon, Ike Nwankwo, George Zidek, amm'A Gvens, J. R. Henderson, Bob Myers, Toby Bailey, Kris Johnson and Cameron Dollar. MIDDLE ROW: David Boyle, Steve Lavin, Mark Gottfried, Jim Harrick, Lorenzo Romar, Phil Frye and Tony Spino. BOTTOM ROW: Tony Luftman, Richard Klingler, Greg Buonaccorsi (Manager), Brendan Jacobson and Andrew Pruter.

Harrick earned Naismith and NABC National Coach of the Year honors, in addition to capturing Pac-10 Coach of the Year acclaim. He was assisted that season by Mark Gottfried, Lorenzo Romar, Steve Lavin and David Boyle.

NIT CHAMPIONS

1985 (21-15-1 record)

First-year head coach Walt Hazzard helped lead the 1984-85 UCLA team to its only championship in the National Invitational Tournament (NIT) after the Bruins managed just three wins in their first nine games.

UCLA's 67-59 double-overtime win over Oregon (Jan. 5) helped jump start the Bruins' season. Over a seven-game stretch that month, UCLA moved into first place in the Pac-10 standings with a 6-2 conference mark. After losing four consecutive games in February, the Bruins closed the regular season with six wins in their final seven games.

The Bruins opened the NIT with wins over Montana (74-48) and Nebraska (82-63), before cruising past Fresno State, 53-43, to advance to the semifinal round. Brad Wright scored a career-high 23 points in a 75-66 win over Louisville. Tournament MVP Reggie Miller and All-Tournament guard Nigel Miguel scored 18 points each, leading UCLA to a 65-62 victory over Indiana in the NIT championship contest.



BACK ROW (L to R): Reggie Miller, Darryl Morris, Corey Gaines, Jeff Dunlap, Jerald Jones, Jack Haley, Kelvin Butler, Montel Hatcher, Craig Jackson, Dave Immel. MIDDLE ROW: Greg DuPuis (Manager), Kris Jason, Andre McCarter, Walt Hazzard, Jack Hirsch, Sidney Wicks, Tony Spino. FRONT ROW: Gary Maloncon, Nigel Miguel, Brad Wright.

JOHN R. WOODEN
UCLA head coach 1947-1975

The UCLA basketball program has earned an international reputation as being No. 1. John R. Wooden has become a major reason for that sterling reputation, as the late Bruins' head coach guided UCLA to 10 NCAA championships in the final 12 seasons of his 27-year tenure at UCLA.

Wooden retired at the conclusion of the 1974-75 season with an all-time head coaching record of 885-203 (40 years, including 27 at UCLA). His .813 winning percentage is the highest in the sport's history. In 27 seasons at UCLA, he went 620-147 while earning far more honors than any other coach at any other university.

Wooden celebrated his 99th birthday on Oct. 14, 2009 and passed away on June 4, 2010. Under his leadership, UCLA won an unprecedented 10 NCAA championships, including seven consecutive titles from 1966-73. Included in that string of titles is one of the most impressive streaks in modern-day athletics – 38 straight NCAA Tournament victories.

In addition, Wooden guided UCLA to the all-time NCAA men's basketball record of 88 consecutive wins spanning four seasons. The Bruins recorded consecutive 30-0 seasons in 1971-72 and 1972-73. UCLA won 149 of 151 games in Pauley Pavilion with Wooden at the helm.

Wooden became the only coach to compiled four undefeated seasons (at 30-0), and his UCLA basketball teams captured 19 conference championships, the record of which he was most proud. Wooden became the first person inducted into the National Basketball Hall of Fame as both a player and a coach.

Complementing the honors listed elsewhere in his biography, Wooden received two other accolades of which he was especially proud. He was named the 1969 "Outstanding Basketball Coach of the U.S." by his denomination, the Christian Church, for his services to collegiate basketball and the community. The other honor was having his hometown of Martinsville, Indiana, name a street after him and at the same time serving as the 1969 King of the famed Morgan County Fall Foliage Festival and Grand Marshal of the Festival Parade. The city's high school gymnasium also bears his name.

Born in Hall, Ind., on Oct. 14, 1910, Wooden attended high school there and won all-state prep honors in basketball three consecutive years, leading Martinsville High to the Indiana State title in 1927 and runner-up in 1926 and 1928.



At Purdue University, he won letters in basketball and baseball his freshman year and later earned All-American honors as a guard on the basketball team from 1930-32. He captained Purdue's basketball teams of 1931 and 1932 and led the Boilermakers to two Big Ten titles and the 1932 national championship.

Wooden's name was inscribed on Purdue's academic honor roll and he was awarded the 1932 Big Ten Conference medal for outstanding merit and proficiency in scholarship and athletics.

Shortly after graduating from Purdue in 1932, he married his charming wife, Nell. He began his teaching career at Dayton High School in Kentucky where he coached numerous sports. After two years, he returned to the state of Indiana where he coached basketball, baseball and tennis at South Bend Central High School and taught English for nine years. His impressive 11-year prep coaching record was 218-42.

World War II interrupted his coaching career as he served as a full lieutenant in the U.S. Navy from 1943-46. Following his discharge in 1946, he went to Indiana Teachers College (now Indiana State University) as athletic director, basketball and baseball coach for two seasons prior to moving to UCLA.

Wooden and his wife, Nell, who died in Los Angeles on March 21, 1985, were married for 53 years. Parents of a son, James Hugh, and a daughter, Nancy Anne, John has seven grandchildren and 13 great-grandchildren. UCLA's basketball floor in Pauley Pavilion was dedicated "Nell and John Wooden Court" on Dec. 20, 2003.



JOHN R. WOODEN'S HONORS AND ACCOLADES

- 1930 All-American basketball player at Purdue
- 1931 All-American basketball player at Purdue
- 1932 All-American basketball player at Purdue
- 1932 College Basketball "Player of the Year"
- 1932 Big Ten Conference Medal for Proficiency in Scholarship and Athletics
- 1943 All-Time All-American Basketball team, Helms Athletic Foundation
- 1960 Inducted to National Basketball Hall of Fame (player)
- 1964 Indiana Basketball Hall of Fame, First Group
- 1964 California "Father of the Year"
- 1964 NCAA College Basketball "Coach of the Year"
- 1967 NCAA College Basketball "Coach of the Year"
- 1969 NCAA College Basketball "Coach of the Year"
- 1970 The Sporting News "Sports' Man of the Year"
- 1970 NCAA College Basketball "Coach of the Year"
- 1971 Friar's Club "Coach of the Century"
- 1972 NCAA College Basketball "Coach of the Year"
- 1972 Inducted to National Basketball Hall of Fame (coach)
- 1973 NCAA College Basketball "Coach of the Year"
- 1973 Sports Illustrated "Sports' Man of the Year"

- 1973 UCLA Honorary "Alumnus of the Year"
- 1973 Whitney M. Young, Jr., National Urban League Memorial Award for Humanitarianism
- 1973 Campbell College "Honorary Doctorate of Humanities"
- 1974 First Annual Dr. James Naismith Peach Basket Award for outstanding contributions to basketball
- 1974 First Annual National Layman's Leadership Institute Velvet Covered Brick Award for Christian Leadership
- 1974 First John Bunn Hall of Fame Service Award
- 1974 California "Grandfather of the Year" Award by National Father's Day Committee
- 1975 California Sports Father of the Year Award
- 1984 Indiana State Athletic Hall of Fame
- 1985 Bellarmine Medal of Excellence – First sports figure to be honored following such figures as Mother Teresa and Walter Cronkite
- 1993 First CASEY Award for exceptional service in amateur athletics
- 1993 Sportslink "Pathfinder Award" to Hoosier with extraordinary service on behalf of American youth
- 1994 Inducted into GTE/Academic All-America Hall of Fame
- 1994 Sports Illustrated "40 for the Ages"
- 1994 Landry Medal for Inspiration to American youth
- 1995 The Frank G. Wells Disney Award
- 1995 Lexington Theological Seminary Service to Mankind Award
- 1995 Reagan Distinguished American Award
- 1995 AYA Humanitarian of the Year
- 1995 NCAA Theodore Roosevelt Sportsman Award
- 1996 Given Sixth Victor Award from City of Hope
- 1998 ICON Award, UCLA Center on Aging
- 1998 Roy Firestone Award, Westcoast Sports Associates
- 1998 Corvette Award, St. Vincent Medical Center
- 1999 Named by ESPN as Greatest Coach of 20th Century



- 1999 San Pedro Boys and Girls Club Service to Youth award
- 2000 Naismith Men's College Coach of the 20th Century
- 2000 University of Louisville "Honorary Doctorate of Public Service"
- 2001 25th Anniversary of John R. Wooden Award
- 2002 Charter Member, Pac-10 Hall of Honor
- 2003 Awarded U.S. Medal of Freedom by President George W. Bush
- 2003 (Dec. 20) "Nell and John Wooden Court" in Pauley Pavilion
- 2005 (Oct. 24) NCAA President's Gerald R. Ford Award
- 2006 Named one of 100 (No. 5) Most Influential Student-Athletes in NCAA history
- 2006 — Reseda Post Office named Coach John Wooden Post Office (Oct. 14)
- 2006 — Named to founding class of the Collegiate Basketball Hall of Fame (Nov. 19)
- 2008 — Inducted into the Los Angeles Memorial Coliseum's Court of Honor (May 20)
- 2009 — Named Greatest Coach of All-Time by the Sporting News (July 29)

